

Report No.: 1

Test Time: 10.02.2020 15:15

Luminaire Property

Luminaire Manufacturer:

Luminaire Description: FG 120 220W 5000K 13-13gr.

Luminous Length (mm): 348 mm

Luminous Width (mm): 380 mm

Luminous Height (mm): 141 mm

Voltage: 222.0 V

Current: 0.980 A

Power: 221.36 W

Power Factor: 0.994

Photometric Results

CIE Class: Direct

Total Rated Lamp Lumens: 29989.2 lm

Measurement Flux: 29989.2 lm

Efficiency: 100%

Downward Ratio: 99%

Upward Ratio: 1%

Field Angle(C0/C180,C90/C270,C45/C225,C135/315): 36.6, 37.4, 37.2, 36.5

Beam Angle(C0/C180,C90/C270,C45/C225,C135/315): 18.0, 18.4, 18.2, 18.1

Luminaire Efficacy Rating (LER): 135.25

Central Intensity: 114859.86 cd


Max. Intensity: 118702.93 cd

Pos of Max. Intensity: H157.5 V0

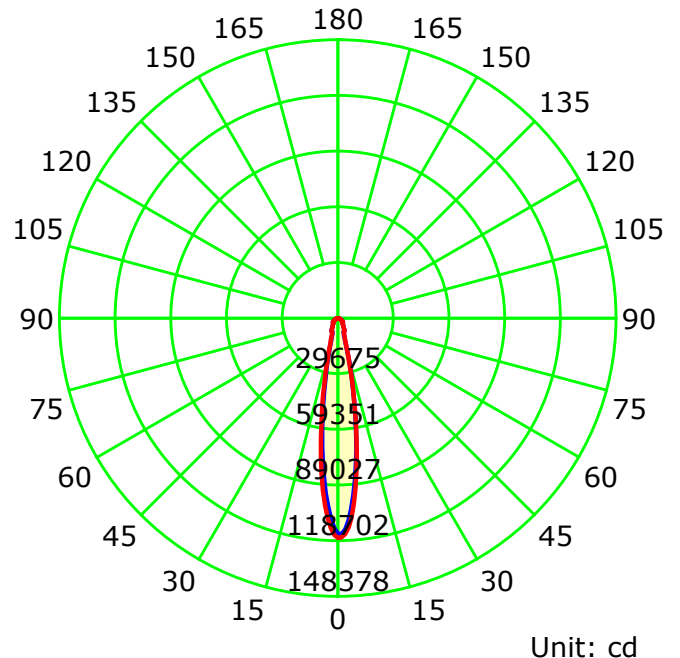
S/MH(C0/C180): 0.31

S/MH(C90/C270): 0.31

Picture Of Luminaire



Luminous Intensity Distribution Curve



— C0-C180 — C90-C270

C Plane (°):0.0-360.0: 22.5

Gamma Plane (°):0.0-180.0:1.0

Test Lab:

Test Device: LSG-1800B

Test Type: TYPE C

Distance: 12.677 m

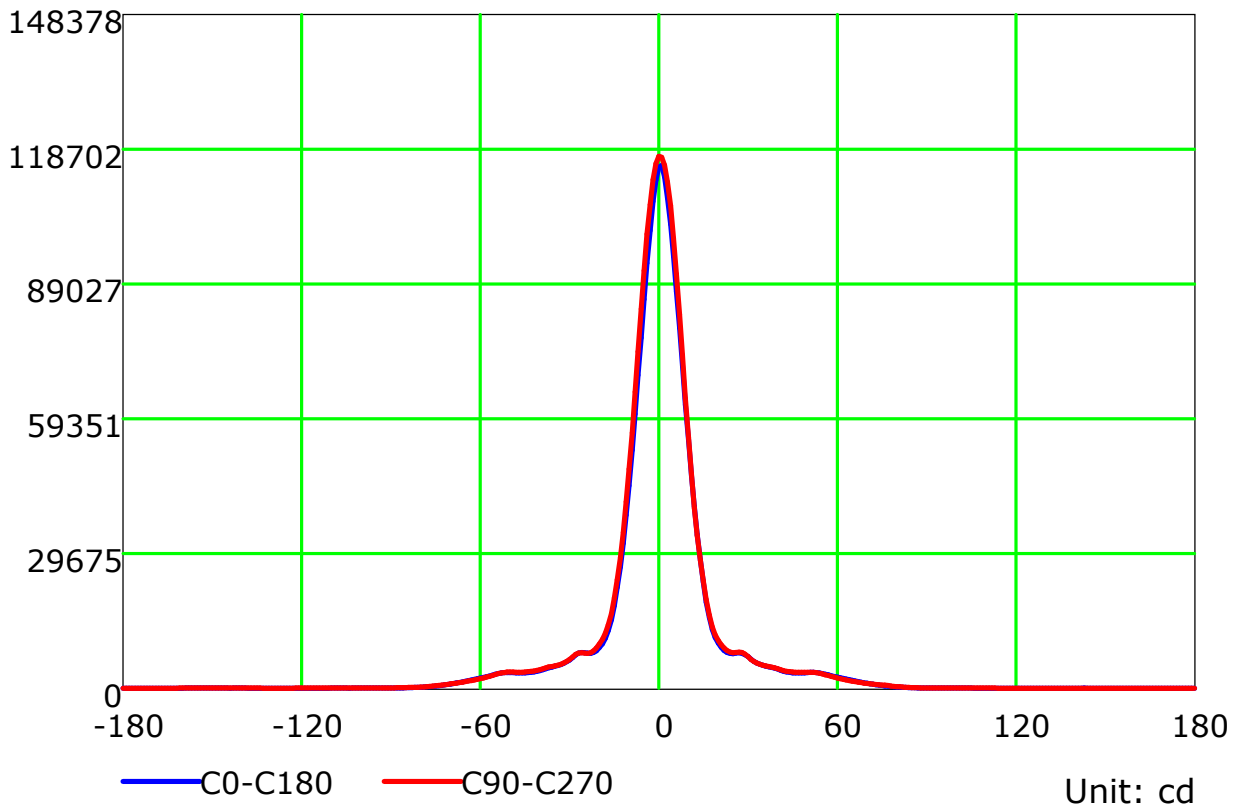
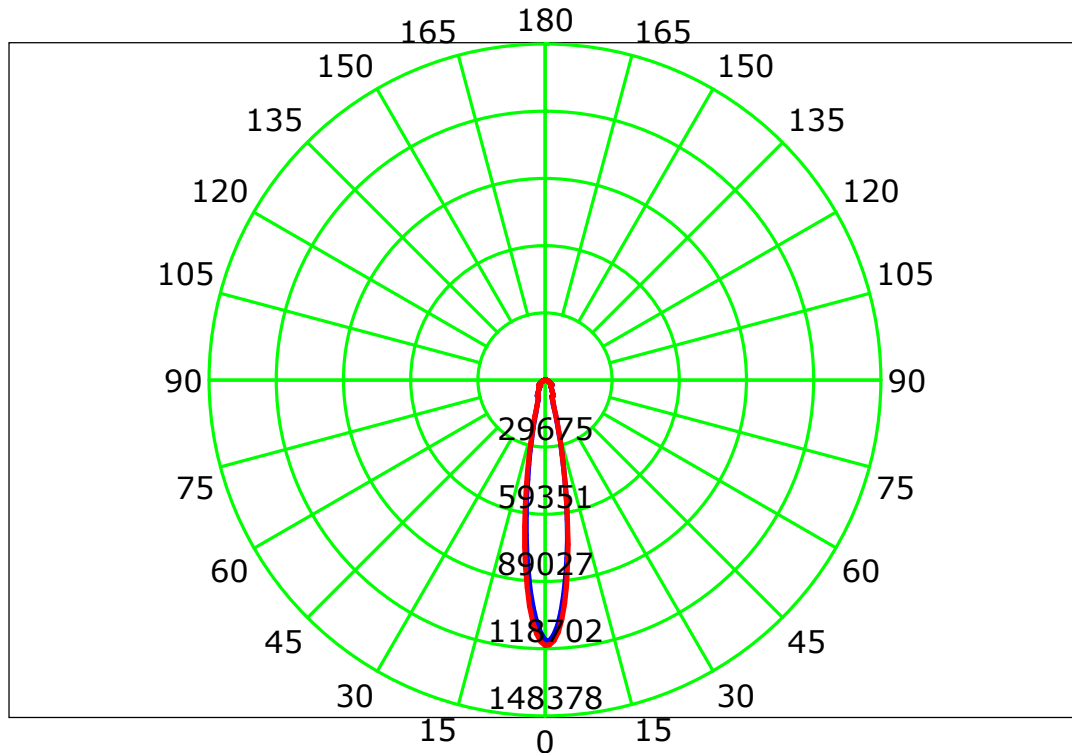
Temperature:

Humidity:

Operator:

Inspector:

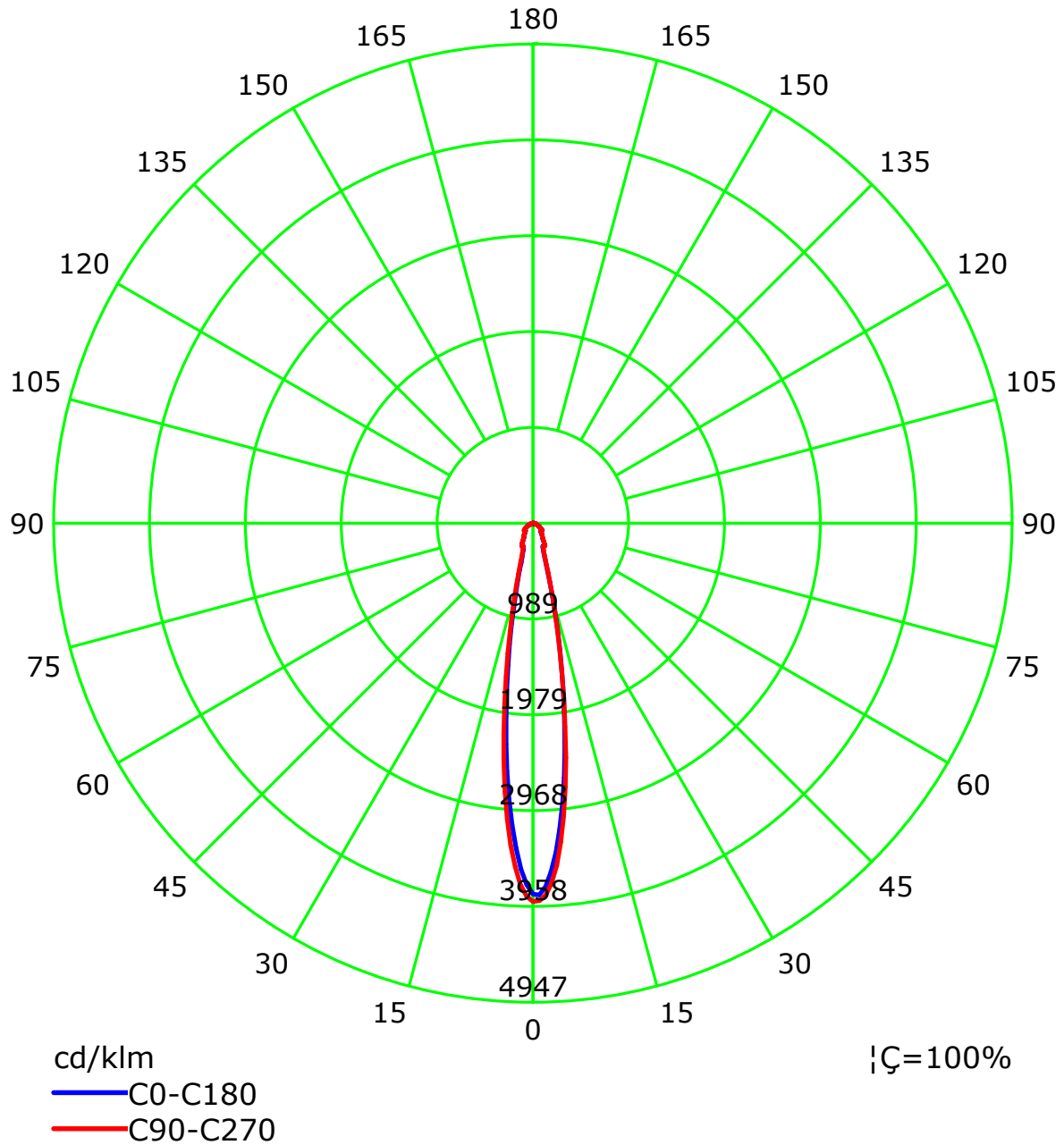
Luminous Intensity Distribution Curve



C Plane (°):0.0-360.0: 22.5
 Test Lab:
 Test Type: TYPE C
 Temperature:
 Operator:

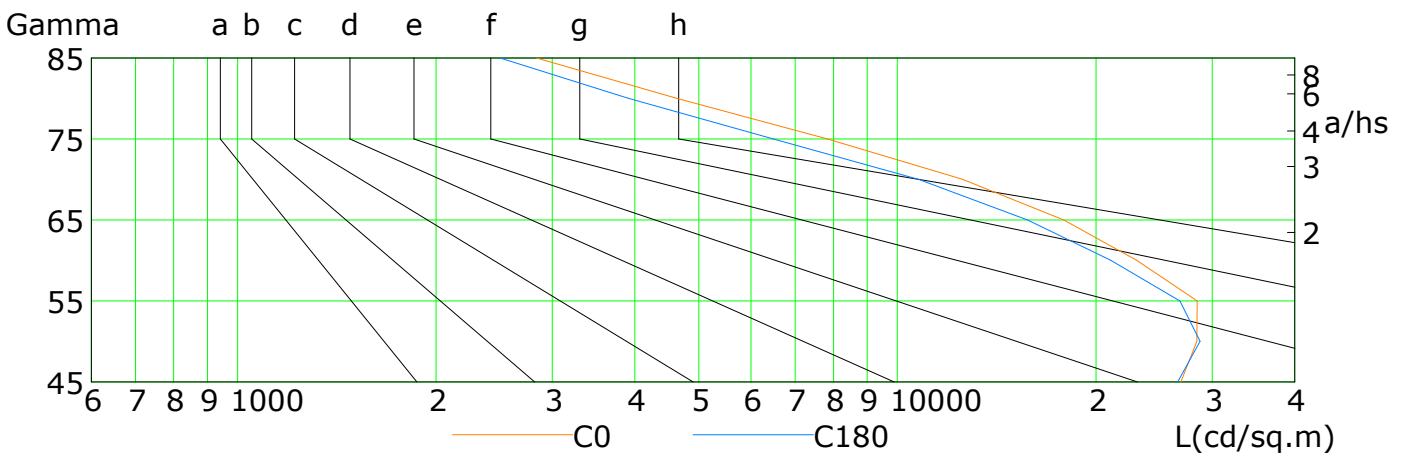
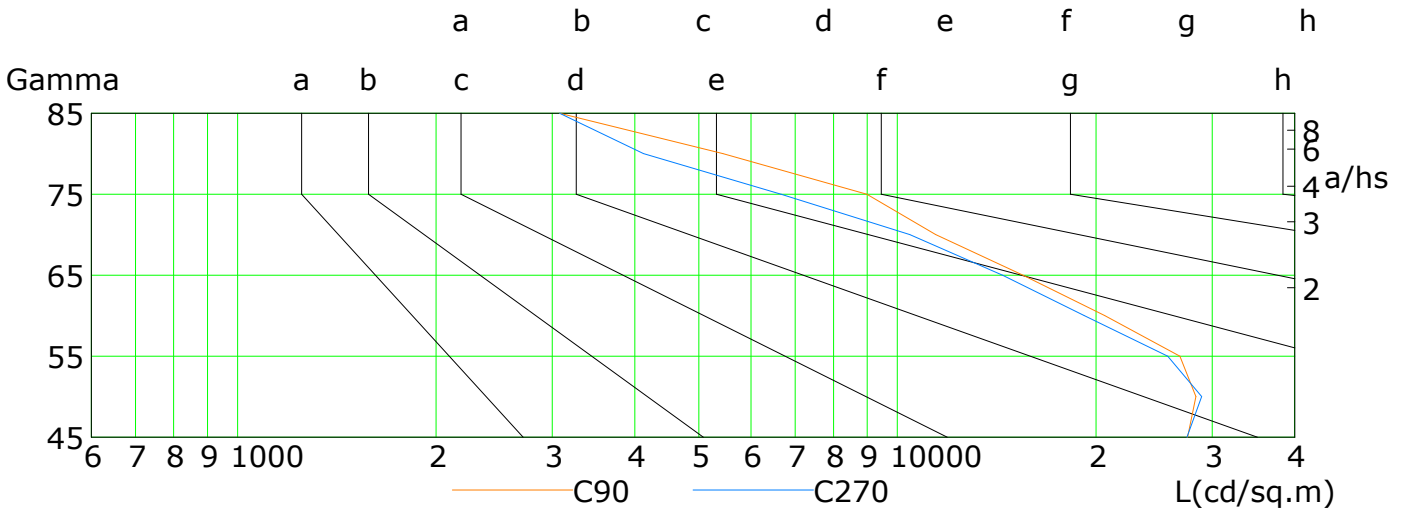
Gamma Plane (°):0.0-180.0:1.0
 Test Device: LSG-1800B
 Distance: 12.677 m
 Humidity:
 Inspector:

Luminous Intensity Distribution Curve(cd/klm)



Lum Limit Curve

Dazzle	Quality	Illuminance (lx)							
		a	b	c	d	e	f	g	h
1.15	A	2000	1000	500	<=300				
1.50	B		2000	1000	500	<=300			
1.85	C			2000	1000	500	<=300		
2.20	D				2000	1000	500	<=300	
2.55	E					2000	1000	500	<=300



L(cd/sq.m)	G45	G50	G55	G60	G65	G70	G75	G80	G85
C0	26883	28448	28465	23063	17872	12550	7837	4630	2838
C90	27535	28338	26796	20624	15507	11431	8987	5440	3075
C180	26604	28740	26811	21060	15756	10757	6489	3912	2499
C270	27476	28926	25685	19192	14429	10440	6666	4122	3075

C Plane (°):0.0-360.0: 22.5

Test Lab:

Test Type: TYPE C

Temperature:

Operator:

Gamma Plane (°):0.0-180.0:1.0

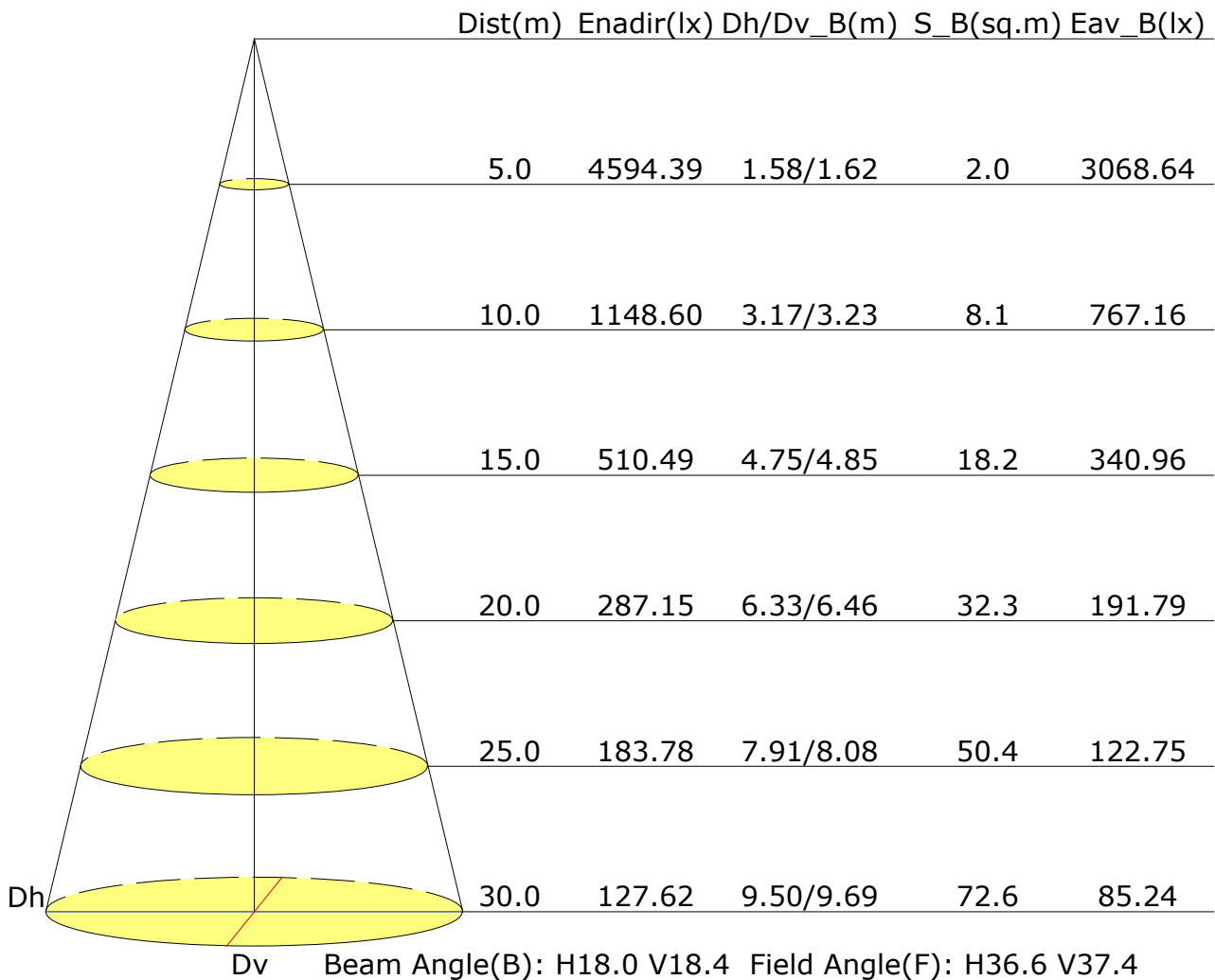
Test Device: LSG-1800B

Distance: 12.677 m

Humidity:

Inspector:

Illuminance at a Distance



UGR Table

Reflectance:										
Ceiling (cavity)	0.7	0.7	0.5	0.5	0.3	0.7	0.7	0.5	0.5	0.3
Wall	0.5	0.3	0.5	0.3	0.3	0.5	0.3	0.5	0.3	0.3
Reference plane	0.2	0.2	0.2	0.2	0.2	0.2	0.2	0.2	0.2	0.2
Room dimensions	Viewed crosswise					Viewed endwise				
X=2H Y=2H	22.1	23.1	22.4	23.3	23.6	21.9	22.8	22.2	23.1	23.3
3H	22.8	23.7	23.2	24.0	24.3	22.5	23.4	22.8	23.6	23.9
4H	23.0	23.8	23.3	24.1	24.4	22.6	23.5	23.0	23.8	24.1
6H	23.0	23.8	23.4	24.1	24.5	22.7	23.5	23.1	23.8	24.1
8H	23.0	23.8	23.4	24.1	24.5	22.7	23.5	23.1	23.8	24.2
12H	23.0	23.7	23.4	24.1	24.4	22.7	23.4	23.1	23.8	24.1
X=4H Y=2H	22.5	23.4	22.9	23.7	24.0	22.3	23.1	22.7	23.4	23.7
3H	23.3	24.1	23.7	24.4	24.8	23.0	23.7	23.4	24.1	24.4
4H	23.6	24.2	24.0	24.6	25.0	23.3	23.9	23.7	24.3	24.7
6H	23.7	24.2	24.1	24.6	25.1	23.4	24.0	23.9	24.4	24.8
8H	23.7	24.2	24.1	24.6	25.1	23.5	24.0	23.9	24.4	24.8
12H	23.7	24.2	24.2	24.6	25.1	23.5	23.9	23.9	24.4	24.8
X=8H Y=4H	23.6	24.1	24.1	24.5	25.0	23.3	23.9	23.8	24.3	24.7
6H	23.8	24.2	24.3	24.7	25.2	23.6	24.0	24.0	24.4	24.9
8H	23.8	24.2	24.3	24.7	25.2	23.6	24.0	24.1	24.5	25.0
12H	23.8	24.2	24.4	24.7	25.2	23.7	24.0	24.2	24.5	25.0
X=12H Y=4H	23.6	24.1	24.1	24.5	25.0	23.3	23.8	23.8	24.2	24.7
6H	23.8	24.1	24.3	24.6	25.1	23.6	23.9	24.1	24.4	24.9
8H	23.8	24.2	24.3	24.6	25.2	23.6	24.0	24.1	24.4	25.0
Variations with the observer position at spacings:										
S=1.0H	+0.2/-0.2					+0.2/-0.2				
S=1.5H	+0.8/-1.0					+0.9/-1.3				
S=2.0H	+1.6/-2.1					+1.7/-2.4				

Calculate in accordance with CIE Pub.117. The table is revised with $29928 \ln (8 \log(F/F_0) = 11.8)$.

C Plane (°):0.0-360.0: 22.5
 Test Lab:
 Test Type: TYPE C
 Temperature:
 Operator:

Gamma Plane (°):0.0-180.0:1.0
 Test Device: LSG-1800B
 Distance: 12.677 m
 Humidity:
 Inspector:

Utilisation Factor Table(Floor cavity)

Utilisation Factors UF(F)			SHR NOM = 0.50									
Room Reflectance			Room Index(RI)									
Ceiling	Wall	Floor	0.75	1.00	1.25	1.50	2.00	2.50	3.00	4.00	5.00	
0.70	0.50	0.20	0.76	0.84	0.89	0.93	0.99	1.02	1.05	1.08	1.10	
	0.30		0.70	0.78	0.83	0.88	0.94	0.98	1.01	1.05	1.08	
	0.20		0.66	0.73	0.79	0.84	0.90	0.95	0.98	1.02	1.05	
0.50	0.50	0.20	0.74	0.82	0.87	0.90	0.95	0.99	1.01	1.04	1.06	
	0.30		0.69	0.76	0.82	0.86	0.91	0.95	0.98	1.01	1.04	
	0.20		0.65	0.73	0.78	0.82	0.88	0.92	0.95	0.99	1.02	
0.30	0.50	0.20	0.73	0.80	0.84	0.88	0.92	0.95	0.97	1.00	1.02	
	0.30		0.68	0.75	0.80	0.84	0.89	0.92	0.95	0.98	1.00	
	0.20		0.65	0.72	0.77	0.81	0.86	0.90	0.93	0.96	0.98	
0.00	0.00	0.00	0.63	0.69	0.74	0.78	0.83	0.86	0.88	0.91	0.93	
<p>Rating:221W Photometrically tested without ceiling board. Multiply UF values by service correction factors Calculate in accordance with CIBSE Technical Memorandum NO.5 1980</p>												

Utilisation Factor Table(Wall)

Utilisation Factors UF(W)			SHR NOM = 0.50									
Room Reflectance			Room Index(RI)									
Ceiling	Wall	Floor	0.75	1.00	1.25	1.50	2.00	2.50	3.00	4.00	5.00	
0.70	0.50	0.20	0.76	0.62	0.53	0.46	0.36	0.30	0.26	0.20	0.16	
		0.30	0.63	0.53	0.46	0.41	0.33	0.28	0.24	0.19	0.15	
		0.20	0.54	0.47	0.41	0.37	0.30	0.26	0.22	0.18	0.15	
0.50	0.50	0.20	0.72	0.59	0.50	0.43	0.34	0.32	0.24	0.19	0.15	
		0.30	0.61	0.51	0.44	0.39	0.31	0.26	0.23	0.18	0.14	
		0.20	0.53	0.45	0.40	0.35	0.29	0.24	0.21	0.17	0.14	
0.30	0.50	0.20	0.69	0.56	0.48	0.41	0.32	0.27	0.23	0.17	0.14	
		0.30	0.59	0.50	0.43	0.37	0.30	0.25	0.21	0.17	0.14	
		0.20	0.52	0.44	0.39	0.34	0.28	0.23	0.20	0.16	0.13	
0.00	0.00	0.00	0.39	0.32	0.28	0.24	0.19	0.16	0.13	0.10	0.09	
<p>Rating:221W Photometrically tested without ceiling board. Multiply UF values by service correction factors Calculate in accordance with CIBSE Technical Memorandum NO.5 1980</p>												

Utilisation Factor Table(Ceiling cavity)

Utilisation Factors UF(C)			SHR NOM = 0.50									
Room Reflectance			Room Index(RI)									
Ceiling	Wall	Floor	0.75	1.00	1.25	1.50	2.00	2.50	3.00	4.00	5.00	
0.70	0.50	0.20	0.16	0.18	0.19	0.19	0.21	0.21	0.22	0.23	0.23	
	0.30		0.11	0.13	0.14	0.15	0.17	0.18	0.19	0.20	0.21	
	0.20		0.07	0.09	0.11	0.12	0.14	0.16	0.17	0.18	0.19	
0.50	0.50	0.20	0.15	0.17	0.18	0.19	0.20	0.21	0.21	0.22	0.22	
	0.30		0.11	0.12	0.14	0.15	0.16	0.18	0.19	0.20	0.21	
	0.20		0.07	0.09	0.10	0.12	0.14	0.15	0.16	0.18	0.19	
0.30	0.50	0.20	0.15	0.16	0.17	0.18	0.19	0.20	0.20	0.21	0.21	
	0.30		0.10	0.12	0.13	0.14	0.16	0.17	0.18	0.19	0.20	
	0.20		0.07	0.09	0.10	0.12	0.13	0.15	0.16	0.17	0.18	
0.00	0.00	0.00	0.01	0.01	0.01	0.01	0.01	0.01	0.01	0.01	0.01	
<p>Rating:221W Photometrically tested without ceiling board. Multiply UF values by service correction factors Calculate in accordance with CIBSE Technical Memorandum NO.5 1980</p>												