

Report No.: 1

Test Time: 30.07.2019 15:58

Luminaire Property

Luminaire Manufacturer:

Luminaire Description: FL 58 2x152 LED 75W 4000K opal

Lamp Description: LED

Luminous Width (mm): 76

Voltage: 221.4 V

Power: 73.68 W

Luminous Length (mm): 1500

Luminous Height (mm): 60

Current: 0.339 A

Power Factor: 0.978

Photometric Results

CIE Class: Direct

Measurement Flux: 8220.1 lm

Downward Ratio: 99%

Field Angle(C0/C180,C90/C270,C45/C225,C135/315): 167.0, 164.6, 165.4, 165.4

Beam Angle(C0/C180,C90/C270,C45/C225,C135/315): 114.7, 112.2, 113.5, 113.7

Luminaire Efficacy Rating (LER): 111.62

Max. Intensity: 2798.27 cd

S/MH(C0/C180): 1.26

Total Rated Lamp Lumens: 8220.1 lm

Efficiency: 100%


Upward Ratio: 1%

Central Intensity: 2798.26 cd

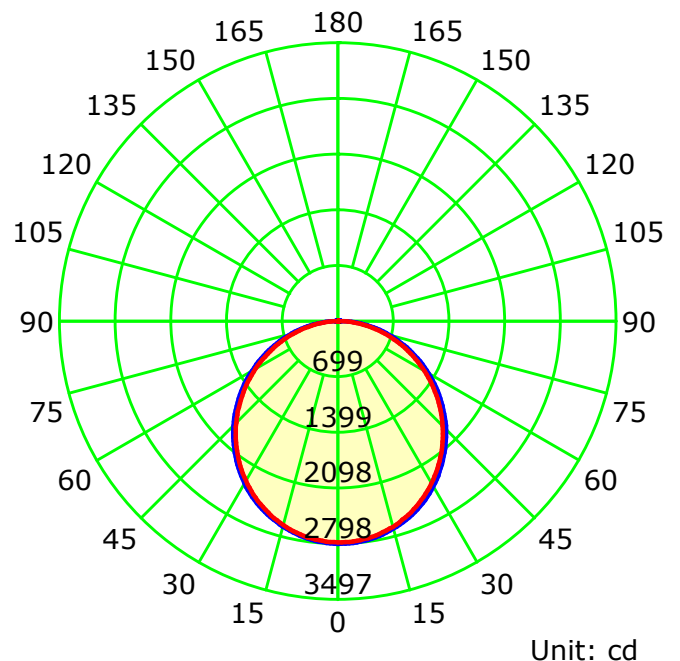
Pos of Max. Intensity: H0 V0

S/MH(C90/C270): 1.25

Picture Of Luminaire



Luminous Intensity Distribution Curve



— C0-C180 — C90-C270

C Plane (°):0.0-360.0: 22.5

Test Lab:

Test Type: TYPE C

Temperature:

Operator:

Gamma Plane (°):0.0-180.0:1.0

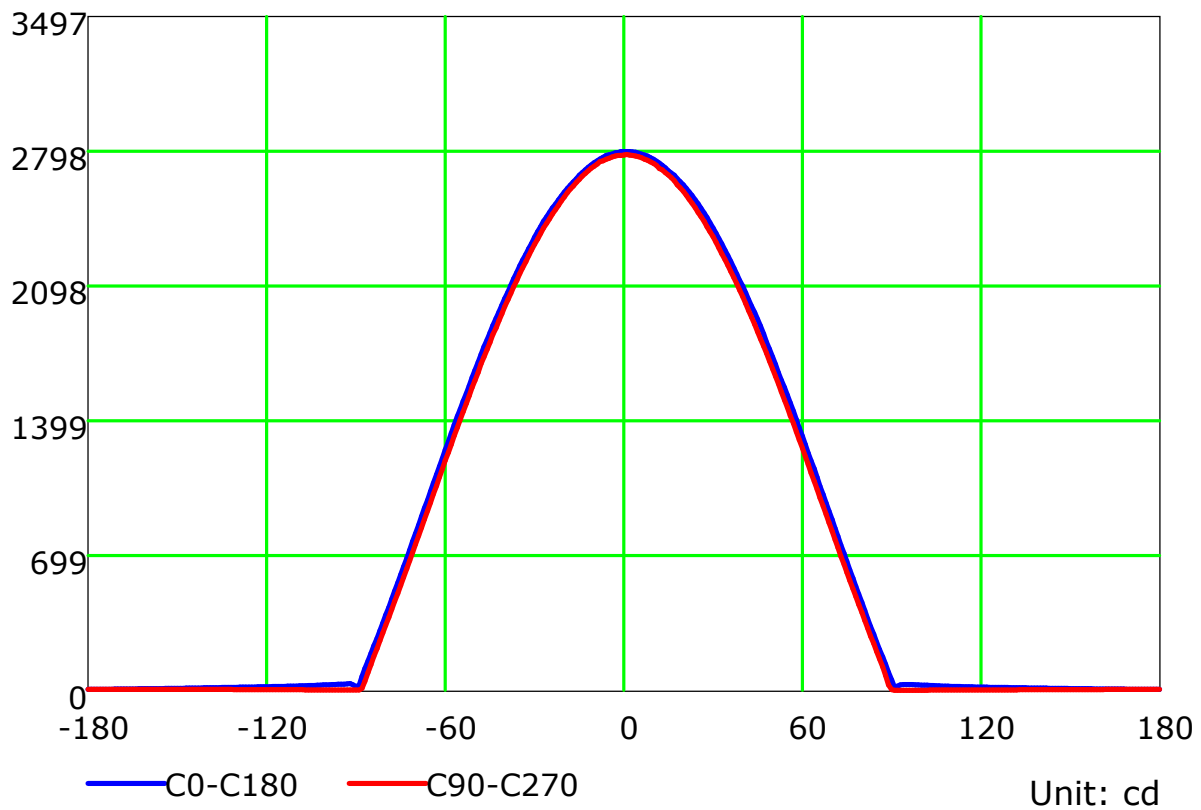
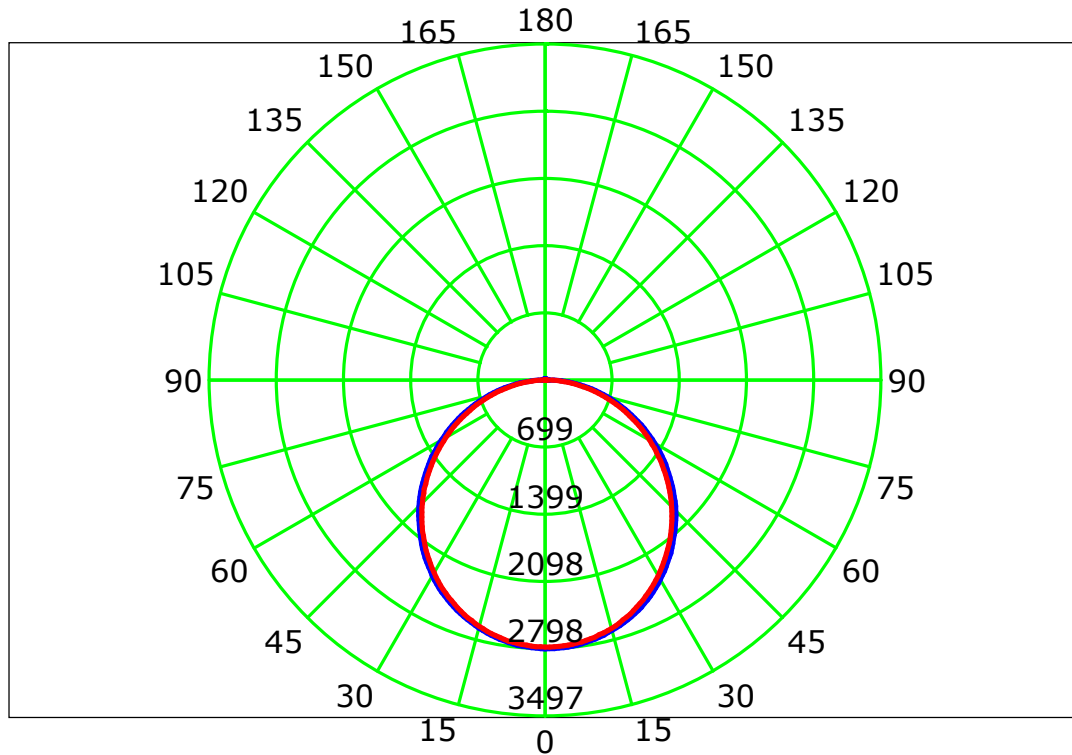
Test Device: LSG-1800B

Distance: 12.677 m

Humidity:

Inspector:

Luminous Intensity Distribution Curve



C Plane (°):0.0-360.0: 22.5

Test Lab:

Test Type: TYPE C

Temperature:

Operator:

Gamma Plane (°):0.0-180.0:1.0

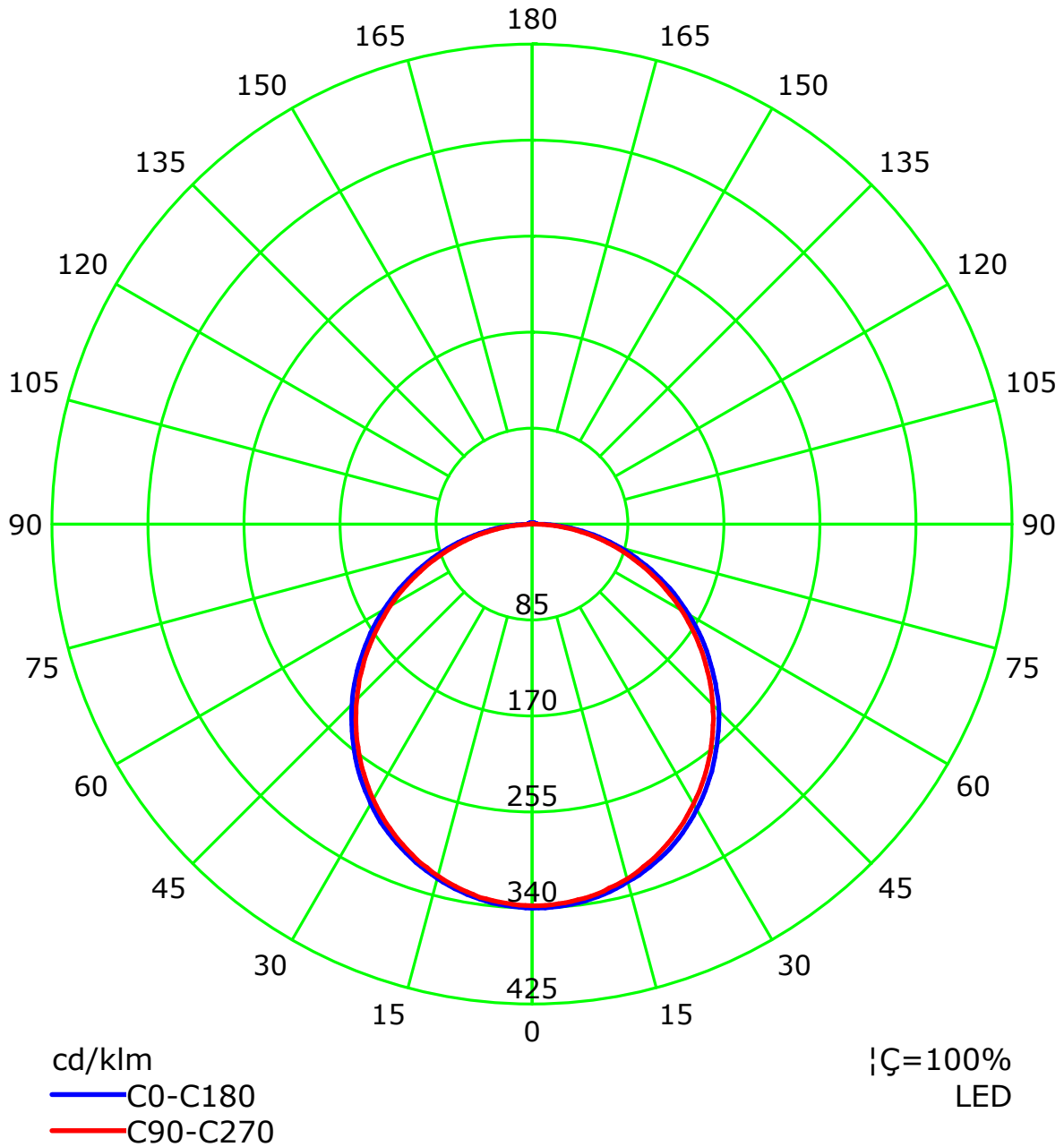
Test Device: LSG-1800B

Distance: 12.677 m

Humidity:

Inspector:

Luminous Intensity Distribution Curve(cd/klm)



C Plane (°):0.0-360.0: 22.5

Test Lab:

Test Type: TYPE C

Temperature:

Operator:

Gamma Plane (°):0.0-180.0:1.0

Test Device: LSG-1800B

Distance: 12.677 m

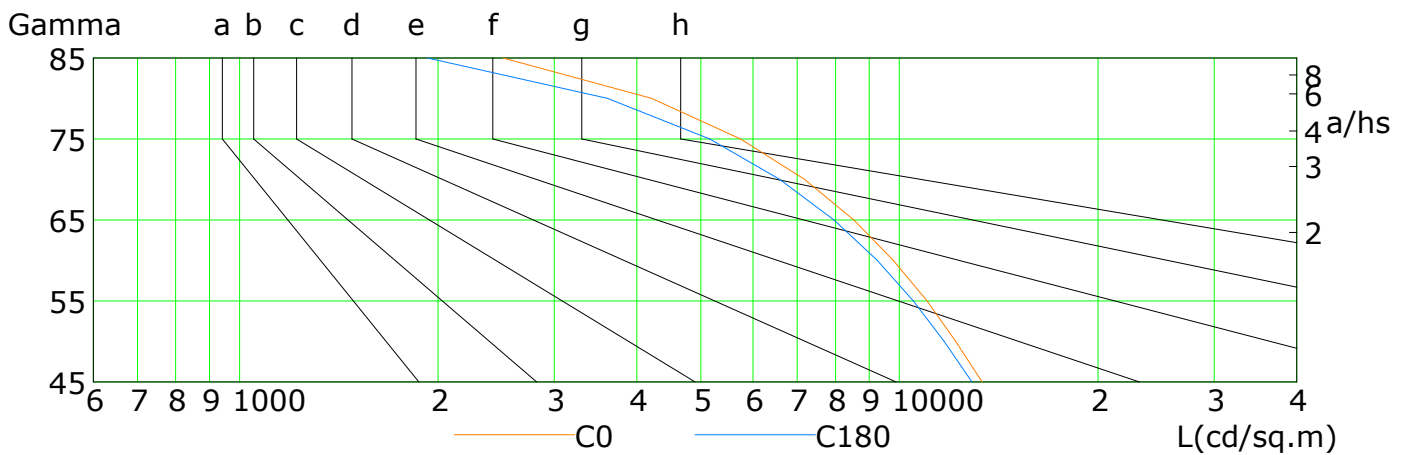
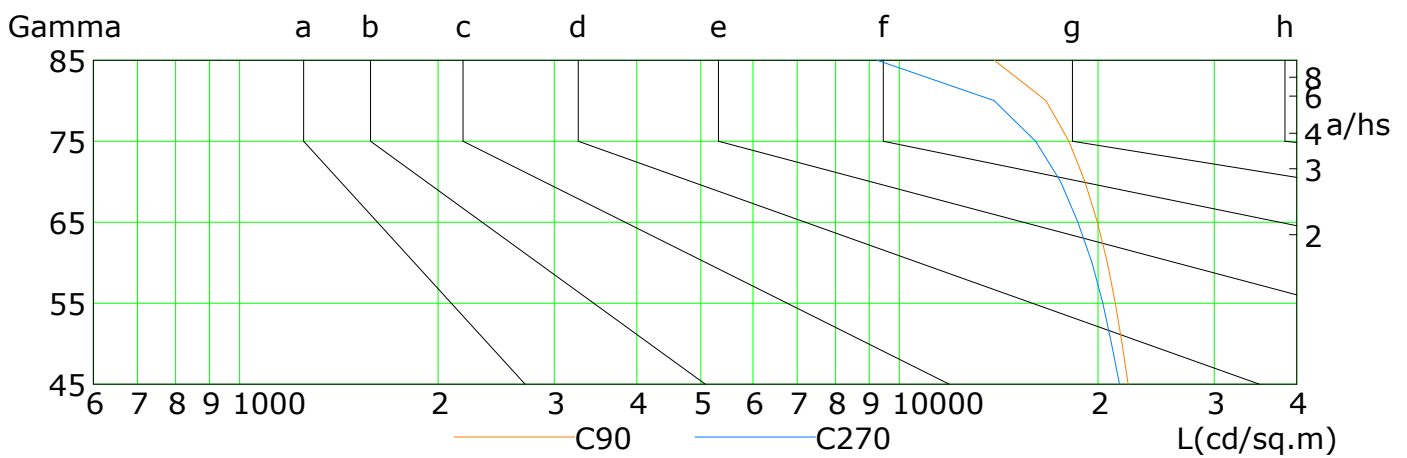
Humidity:

Inspector:

Lum Limit Curve

| Dazzle | Quality | Illuminance (lx) | | | | | | | |
|--------|---------|------------------|------|------|-------|-------|-------|-------|-------|
| 1.15 | A | 2000 | 1000 | 500 | <=300 | | | | |
| 1.50 | B | | 2000 | 1000 | 500 | <=300 | | | |
| 1.85 | C | | | 2000 | 1000 | 500 | <=300 | | |
| 2.20 | D | | | | 2000 | 1000 | 500 | <=300 | |
| 2.55 | E | | | | | 2000 | 1000 | 500 | <=300 |

a b c d e f g h



| L(cd/sq.m) | G45 | G50 | G55 | G60 | G65 | G70 | G75 | G80 | G85 |
|------------|-------|-------|-------|-------|-------|-------|-------|-------|-------|
| C0 | 13353 | 12171 | 11022 | 9782 | 8527 | 7179 | 5743 | 4209 | 2508 |
| C90 | 22215 | 21752 | 21252 | 20660 | 19956 | 19101 | 18070 | 16682 | 13927 |
| C180 | 12875 | 11692 | 10497 | 9253 | 7963 | 6583 | 5159 | 3608 | 1927 |
| C270 | 21557 | 20961 | 20342 | 19584 | 18637 | 17542 | 16083 | 13913 | 9257 |

C Plane (°):0.0-360.0: 22.5

Test Lab:

Test Type: TYPE C

Temperature:

Operator:

Gamma Plane (°):0.0-180.0:1.0

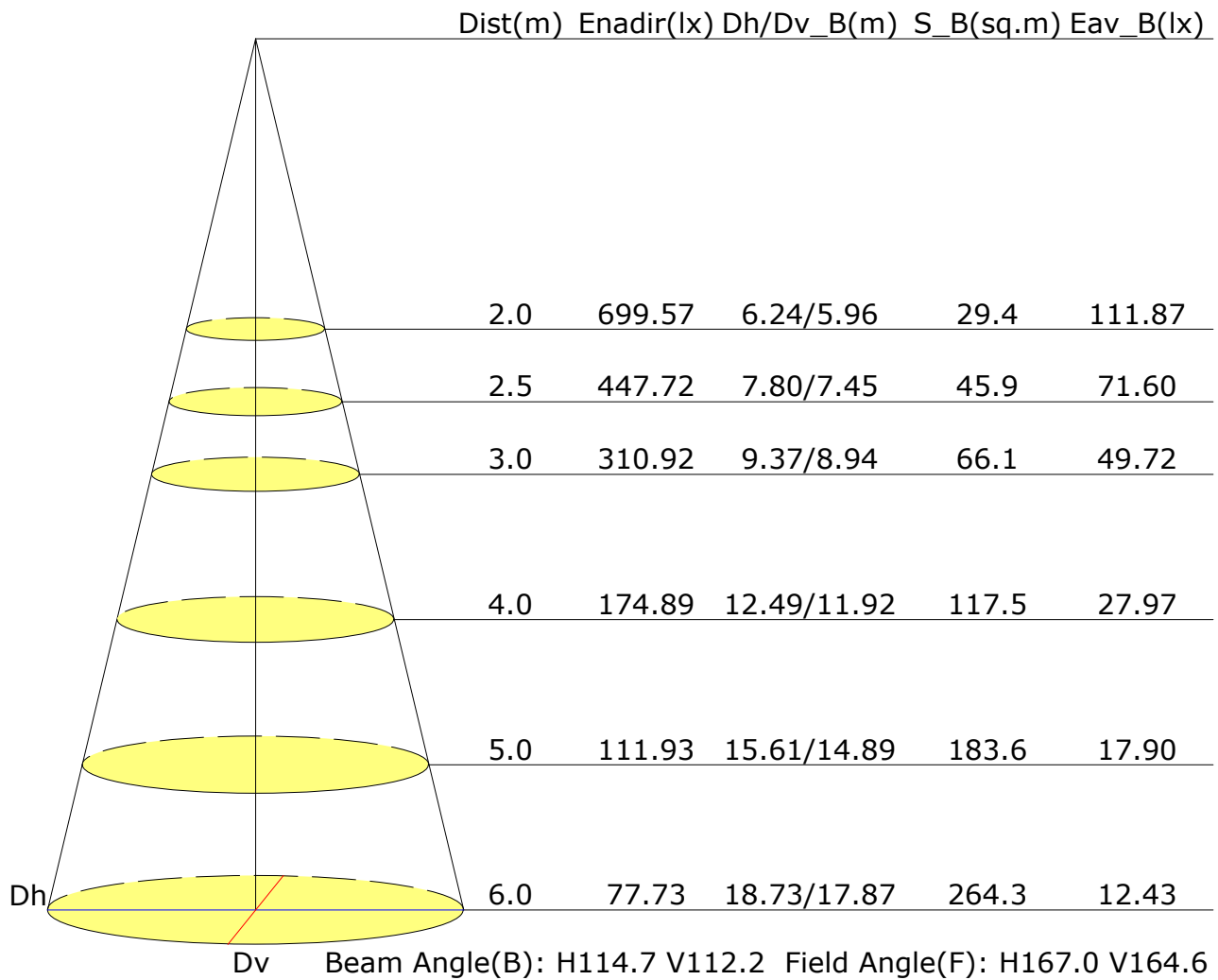
Test Device: LSG-1800B

Distance: 12.677 m

Humidity:

Inspector:

Illuminance at a Distance



C Plane (°):0.0-360.0: 22.5

Test Lab:

Test Type: TYPE C

Temperature:

Operator:

Gamma Plane (°):0.0-180.0:1.0

Test Device: LSG-1800B

Distance: 12.677 m

Humidity:

Inspector:

UGR Table

| | | | | | | | | | | |
|--|------------------|------|------|------|------|----------------|------|------|------|------|
| Reflectance: | | | | | | | | | | |
| Ceiling (cavity) | 0.7 | 0.7 | 0.5 | 0.5 | 0.3 | 0.7 | 0.7 | 0.5 | 0.5 | 0.3 |
| Wall | 0.5 | 0.3 | 0.5 | 0.3 | 0.3 | 0.5 | 0.3 | 0.5 | 0.3 | 0.3 |
| Reference plane | 0.2 | 0.2 | 0.2 | 0.2 | 0.2 | 0.2 | 0.2 | 0.2 | 0.2 | 0.2 |
| Room dimensions | Viewed crosswise | | | | | Viewed endwise | | | | |
| X=2H Y=2H | 21.1 | 22.5 | 21.4 | 22.7 | 23.0 | 22.2 | 23.6 | 22.5 | 23.8 | 24.1 |
| 3H | 22.3 | 23.6 | 22.7 | 23.9 | 24.2 | 23.8 | 25.0 | 24.1 | 25.3 | 25.6 |
| 4H | 22.8 | 24.1 | 23.2 | 24.4 | 24.7 | 24.4 | 25.6 | 24.8 | 25.9 | 26.3 |
| 6H | 23.2 | 24.3 | 23.6 | 24.6 | 25.0 | 24.9 | 26.1 | 25.3 | 26.4 | 26.7 |
| 8H | 23.3 | 24.4 | 23.7 | 24.7 | 25.1 | 25.1 | 26.2 | 25.5 | 26.5 | 26.9 |
| 12H | 23.3 | 24.4 | 23.7 | 24.7 | 25.1 | 25.2 | 26.3 | 25.6 | 26.6 | 27.0 |
| X=4H Y=2H | 21.7 | 22.9 | 22.1 | 23.2 | 23.5 | 22.6 | 23.8 | 23.0 | 24.1 | 24.4 |
| 3H | 23.2 | 24.2 | 23.6 | 24.6 | 24.9 | 24.3 | 25.4 | 24.7 | 25.7 | 26.1 |
| 4H | 23.8 | 24.7 | 24.2 | 25.1 | 25.5 | 25.1 | 26.0 | 25.5 | 26.4 | 26.8 |
| 6H | 24.2 | 25.1 | 24.7 | 25.5 | 25.9 | 25.7 | 26.6 | 26.2 | 27.0 | 27.4 |
| 8H | 24.4 | 25.1 | 24.8 | 25.5 | 26.0 | 25.9 | 26.7 | 26.4 | 27.1 | 27.6 |
| 12H | 24.5 | 25.2 | 24.9 | 25.6 | 26.0 | 26.1 | 26.8 | 26.6 | 27.2 | 27.7 |
| X=8H Y=4H | 24.1 | 24.8 | 24.5 | 25.2 | 25.7 | 25.3 | 26.0 | 25.7 | 26.4 | 26.9 |
| 6H | 24.6 | 25.2 | 25.1 | 25.7 | 26.2 | 26.0 | 26.6 | 26.5 | 27.1 | 27.5 |
| 8H | 24.8 | 25.4 | 25.3 | 25.8 | 26.3 | 26.3 | 26.8 | 26.8 | 27.3 | 27.8 |
| 12H | 25.0 | 25.5 | 25.5 | 25.9 | 26.5 | 26.5 | 26.9 | 27.0 | 27.4 | 27.9 |
| X=12H Y=4H | 24.1 | 24.8 | 24.5 | 25.2 | 25.7 | 25.3 | 26.0 | 25.7 | 26.4 | 26.8 |
| 6H | 24.7 | 25.2 | 25.2 | 25.7 | 26.2 | 26.0 | 26.6 | 26.5 | 27.0 | 27.5 |
| 8H | 24.9 | 25.4 | 25.4 | 25.9 | 26.4 | 26.3 | 26.8 | 26.8 | 27.3 | 27.8 |
| Variations with the observer position at spacings: | | | | | | | | | | |
| S=1.0H | +0.2/-0.2 | | | | | +0.2/-0.1 | | | | |
| S=1.5H | +0.3/-0.6 | | | | | +0.3/-0.4 | | | | |
| S=2.0H | +0.6/-1.0 | | | | | +0.7/-0.9 | | | | |

Calculate in accordance with CIE Pub.117. The table is revised with 8220lm ($8\log(F/F_0) = 7.3$).

C Plane (°):0.0-360.0: 22.5
 Test Lab:
 Test Type: TYPE C
 Temperature:
 Operator:

Gamma Plane (°):0.0-180.0:1.0
 Test Device: LSG-1800B
 Distance: 12.677 m
 Humidity:
 Inspector: