

Report No.: 1

Test Time: 21.05.2018 20:05

Luminaire Property

Luminaire Manufacturer: FAROS

Luminaire Description: FP 150 100W Refond 140-150Lm 5000K 150x55° Lense

Lamp Description: LED

Luminous Length (mm): 596

Luminous Width (mm): 153

Luminous Height (mm): 80

Voltage: 231.2 V

Current: 0.425 A

Power: 94.56 W

Power Factor: 0.960

Photometric Results

CIE Class: Direct

Total Rated Lamp Lumens: 11507.1 lm

Measurement Flux: 11507.1 lm

Efficiency: 100%

Downward Ratio: 100%

Upward Ratio: 0%

Field Angle(C0/C180,C90/C270,C45/C225,C135/315): 103.3, 151.1, 132.5, 124.8

Beam Angle(C0/C180,C90/C270,C45/C225,C135/315): 52.3, 142.2, 67.6, 67.7

Luminaire Efficacy Rating (LER): 121.74

Central Intensity: 2211.41 cd

Max. Intensity: 9946.34 cd

Pos of Max. Intensity: H70 V63

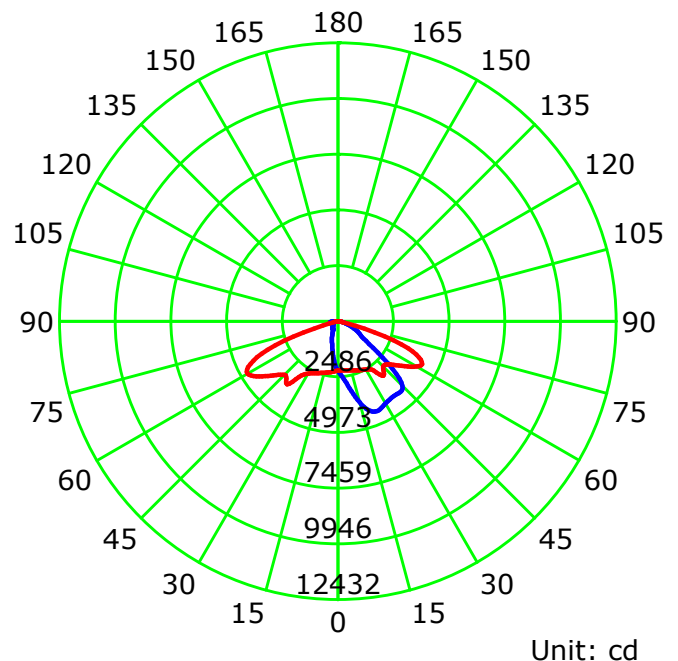
S/MH(C0/C180): 1.59

S/MH(C90/C270): 2.00

Picture Of Luminaire



Luminous Intensity Distribution Curve



— C0-C180 — C90-C270

C Plane (°):0.0-360.0: 5.0

Gamma Plane (°):0.0-180.0:1.0

Test Lab:

Test Device: LSG-1800B

Test Type: TYPE C

Distance: 12.654 m

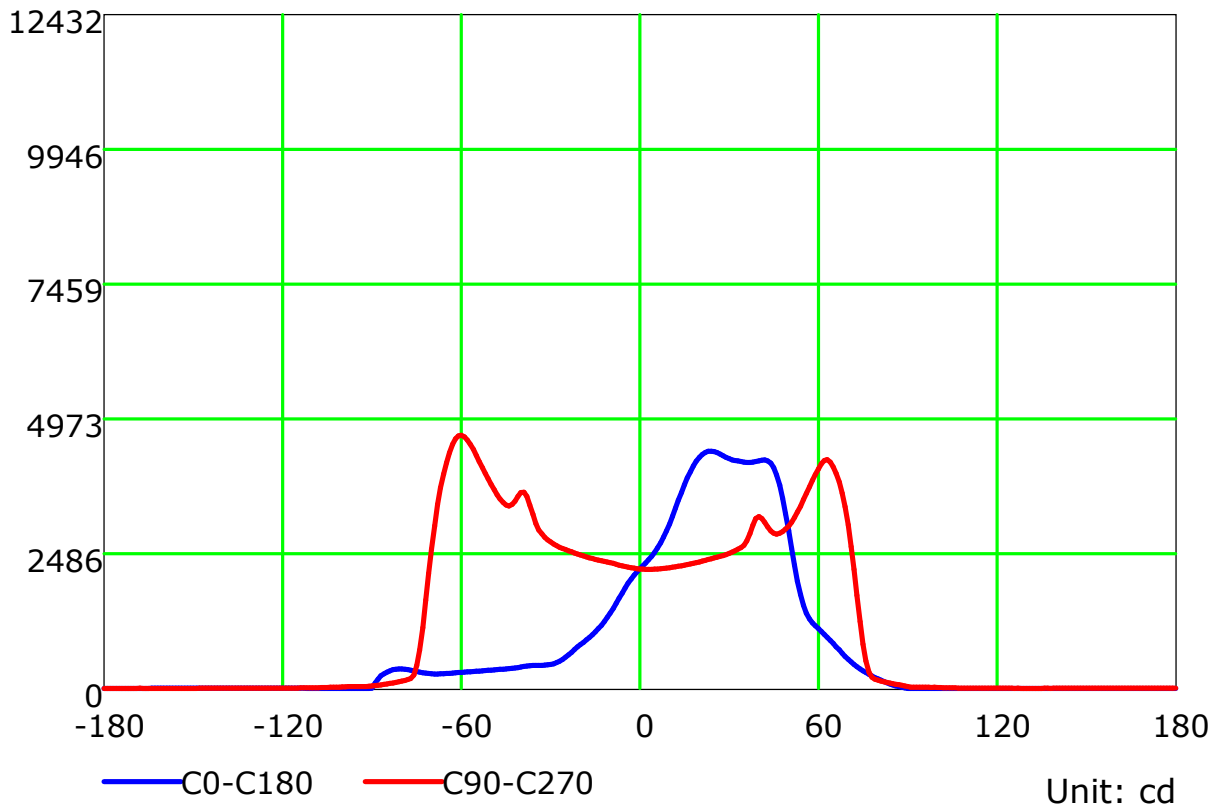
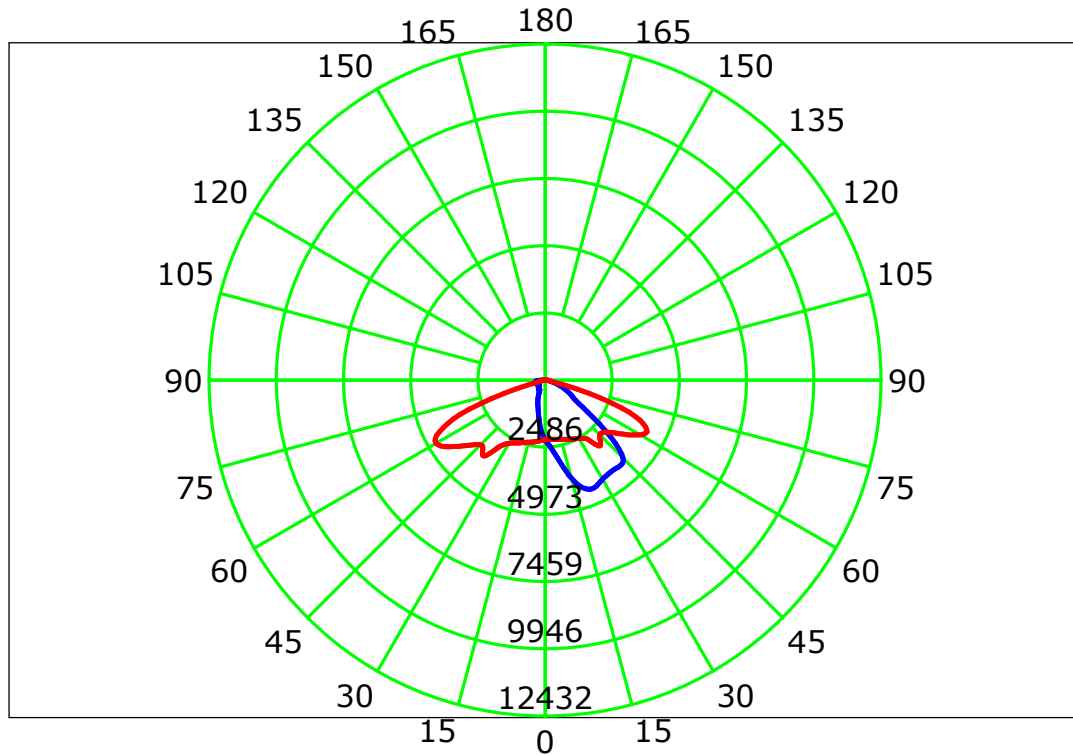
Temperature:

Humidity:

Operator:

Inspector:

Luminous Intensity Distribution Curve



C Plane (°):0.0-360.0: 5.0

Test Lab:

Test Type: TYPE C

Temperature:

Operator:

Gamma Plane (°):0.0-180.0:1.0

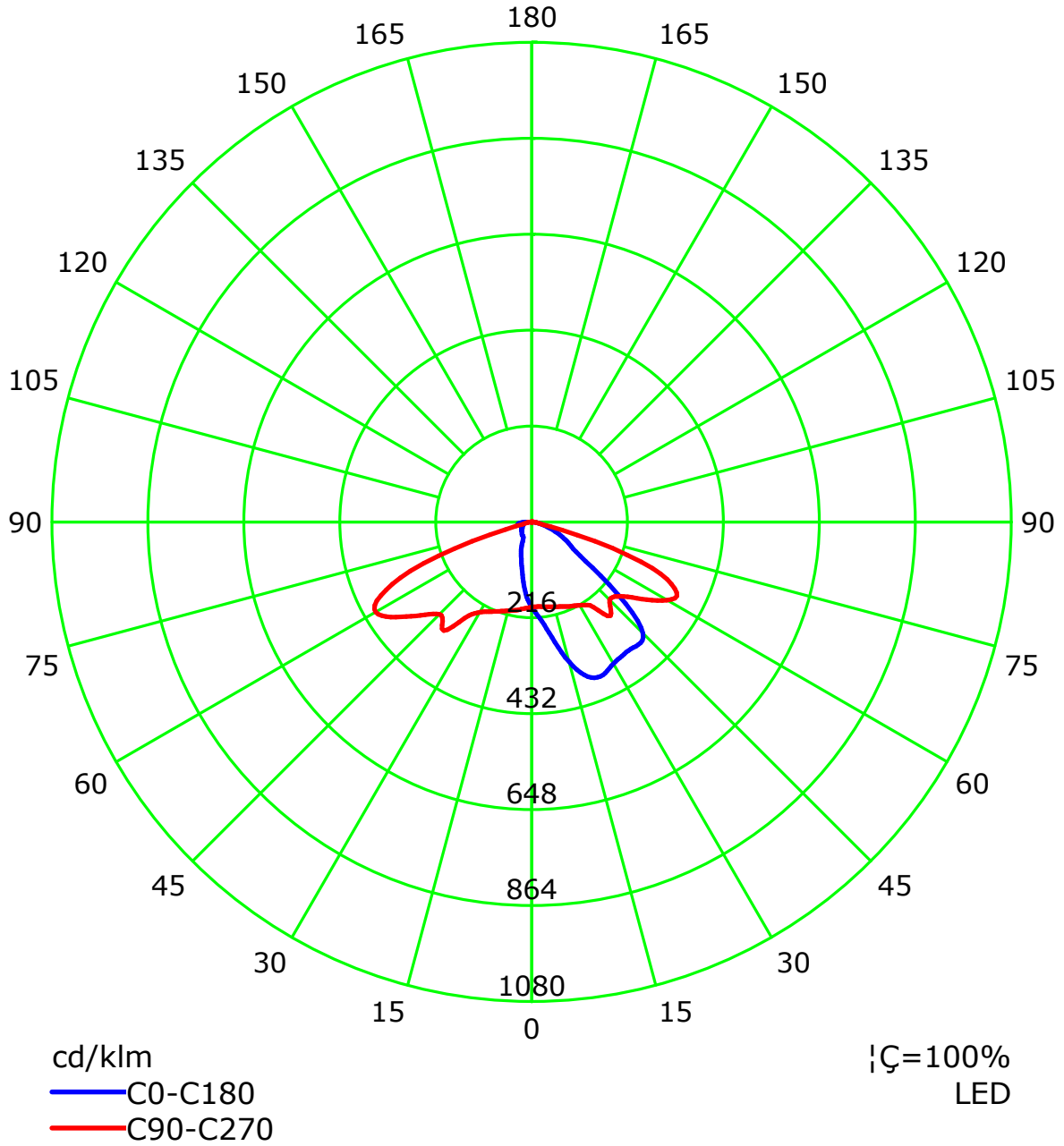
Test Device: LSG-1800B

Distance: 12.654 m

Humidity:

Inspector:

Luminous Intensity Distribution Curve(cd/klm)



C Plane (°):0.0-360.0: 5.0

Test Lab:

Test Type: TYPE C

Temperature:

Operator:

Gamma Plane (°):0.0-180.0:1.0

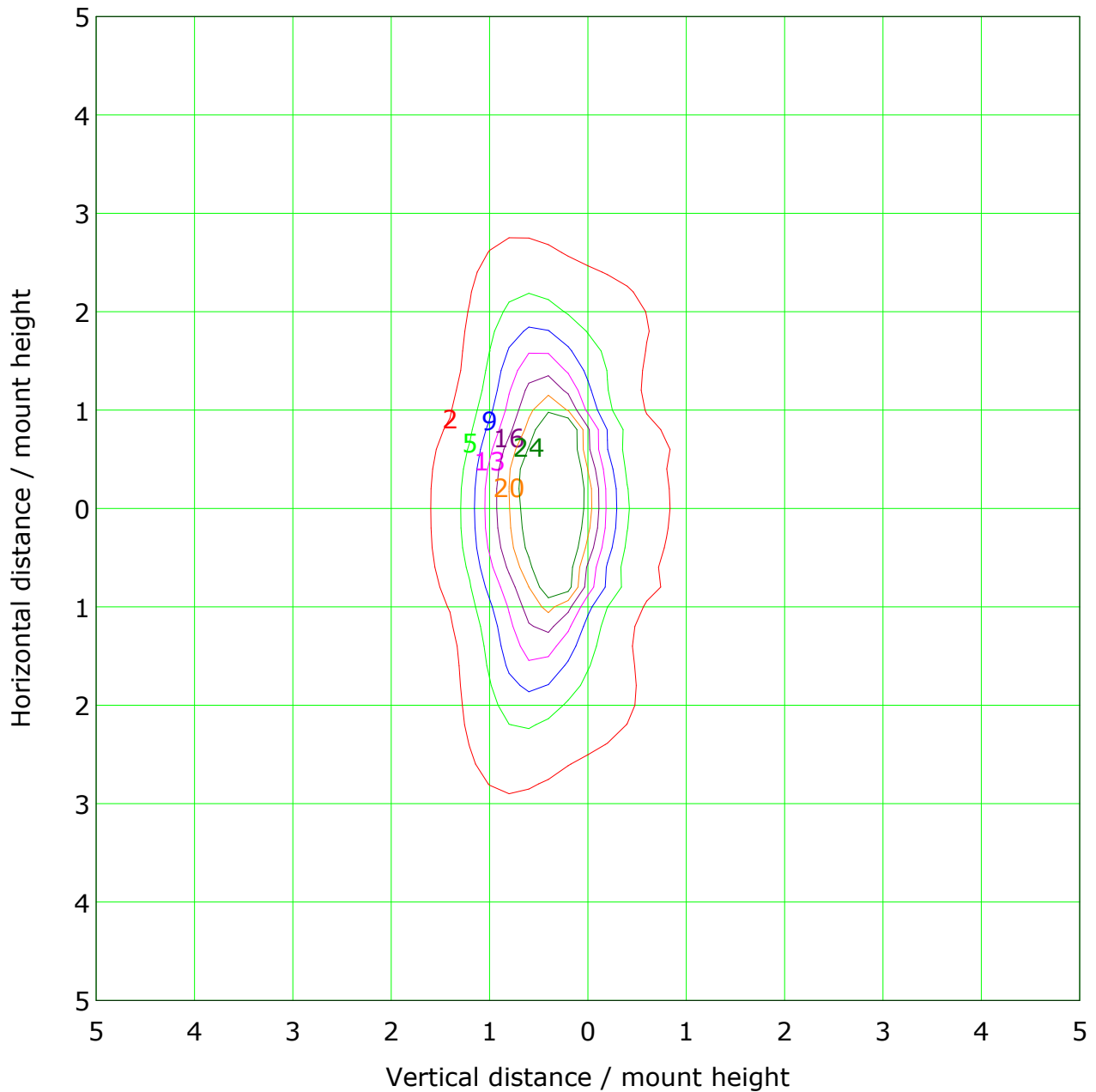
Test Device: LSG-1800B

Distance: 12.654 m

Humidity:

Inspector:

IsoLux Plot



Mounting Height: 10.0m Max Lux(100%): 36.7 lx

(5%): 1.8 lx	(15%): 5.5 lx
(25%): 9.2 lx	(35%): 12.8 lx
(45%): 16.5 lx	(55%): 20.2 lx
(65%): 23.8 lx	

C Plane (°):0.0-360.0: 5.0

Test Lab:

Test Type: TYPE C

Temperature:

Operator:

Gamma Plane (°):0.0-180.0:1.0

Test Device: LSG-1800B

Distance: 12.654 m

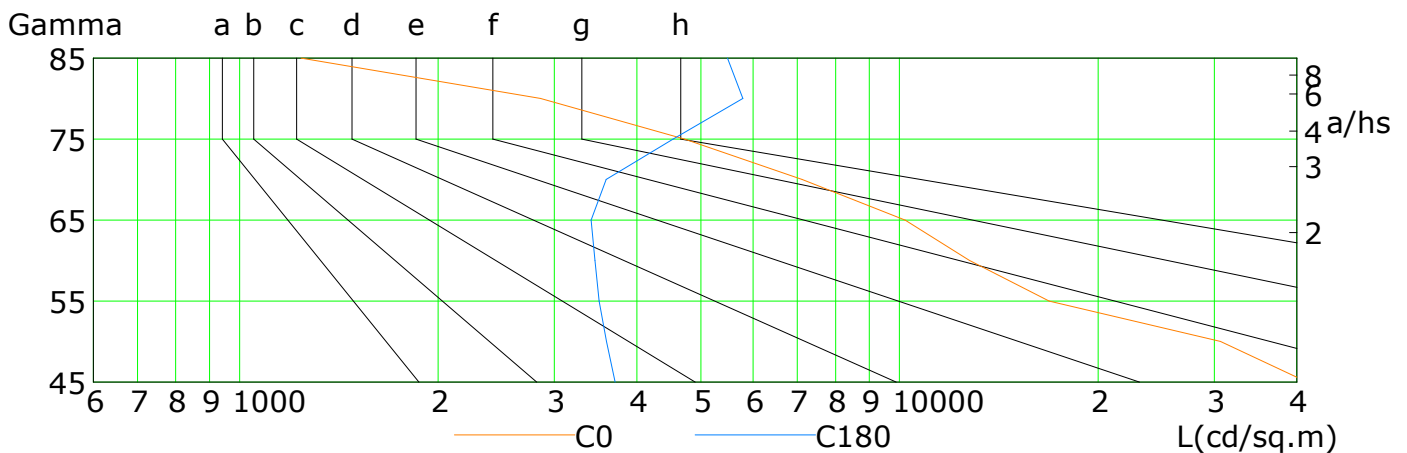
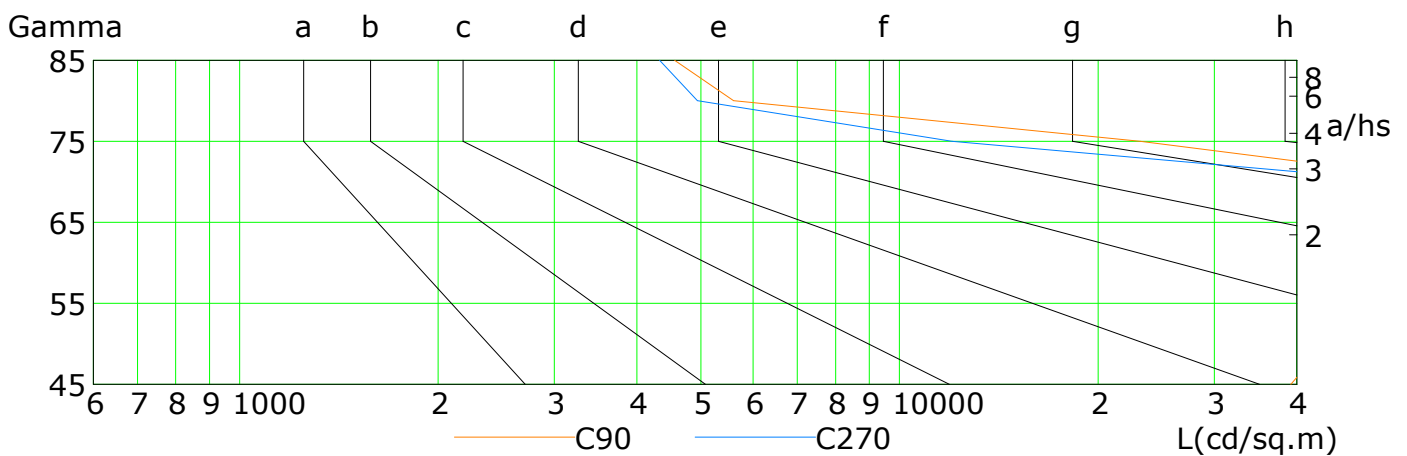
Humidity:

Inspector:

Lum Limit Curve

Dazzle	Quality	Illuminance (lx)							
1.15	A	2000	1000	500	<=300				
1.50	B		2000	1000	500	<=300			
1.85	C			2000	1000	500	<=300		
2.20	D				2000	1000	500	<=300	
2.55	E					2000	1000	500	<=300

a b c d e f g h



L(cd/sq.m)	G45	G50	G55	G60	G65	G70	G75	G80	G85
C0	41518	30642	16853	12762	10197	7118	4725	2859	1239
C90	39172	44096	55909	72127	82405	70774	23174	5603	4564
C180	3707	3596	3506	3454	3408	3595	4539	5786	5488
C270	46328	55457	69052	83161	83956	60207	12014	4939	4331

C Plane (°):0.0-360.0: 5.0

Test Lab:

Test Type: TYPE C

Temperature:

Operator:

Gamma Plane (°):0.0-180.0:1.0

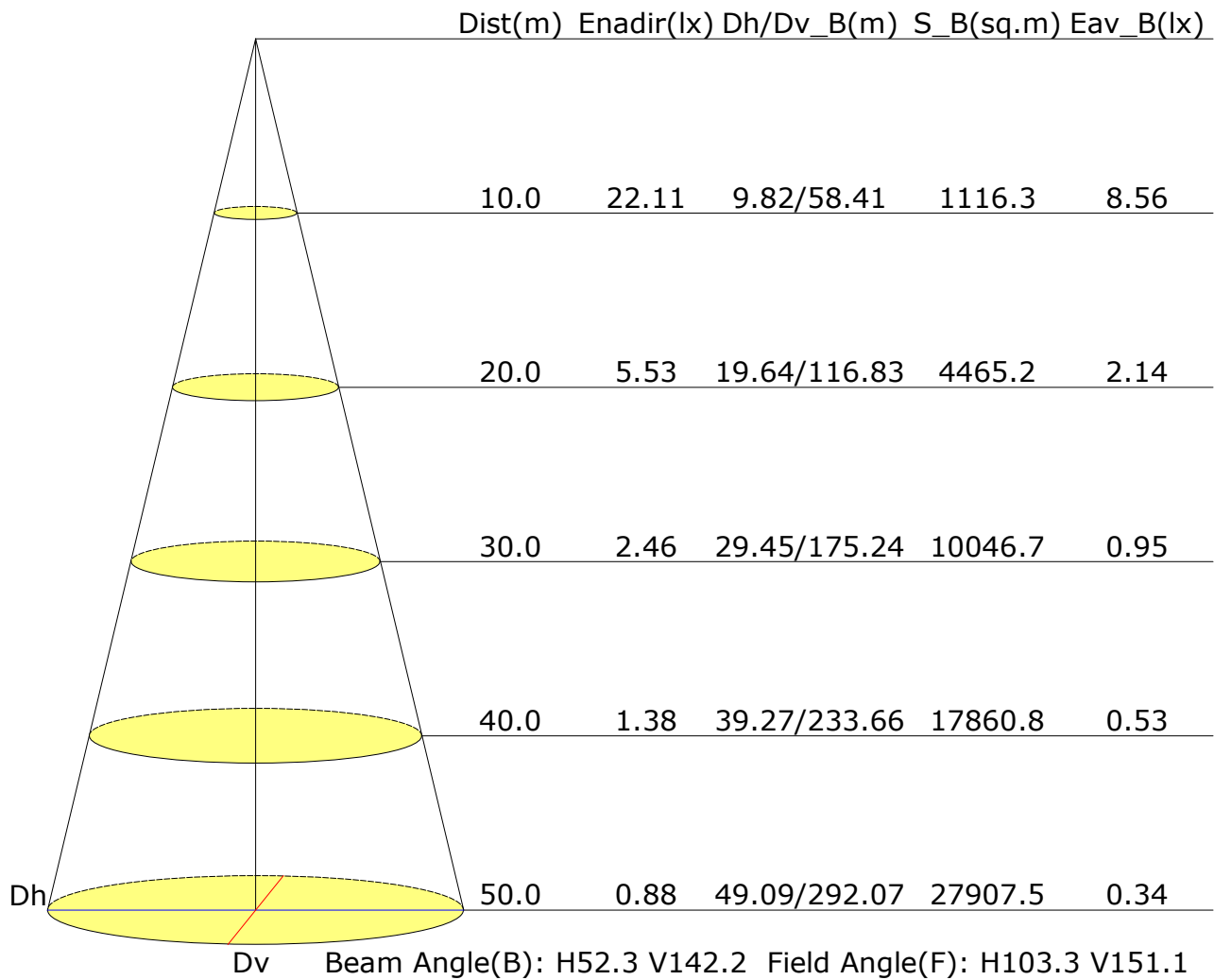
Test Device: LSG-1800B

Distance: 12.654 m

Humidity:

Inspector:

Illuminance at a Distance



C Plane (°):0.0-360.0: 5.0

Test Lab:

Test Type: TYPE C

Temperature:

Operator:

Gamma Plane (°):0.0-180.0:1.0

Test Device: LSG-1800B

Distance: 12.654 m

Humidity:

Inspector: