

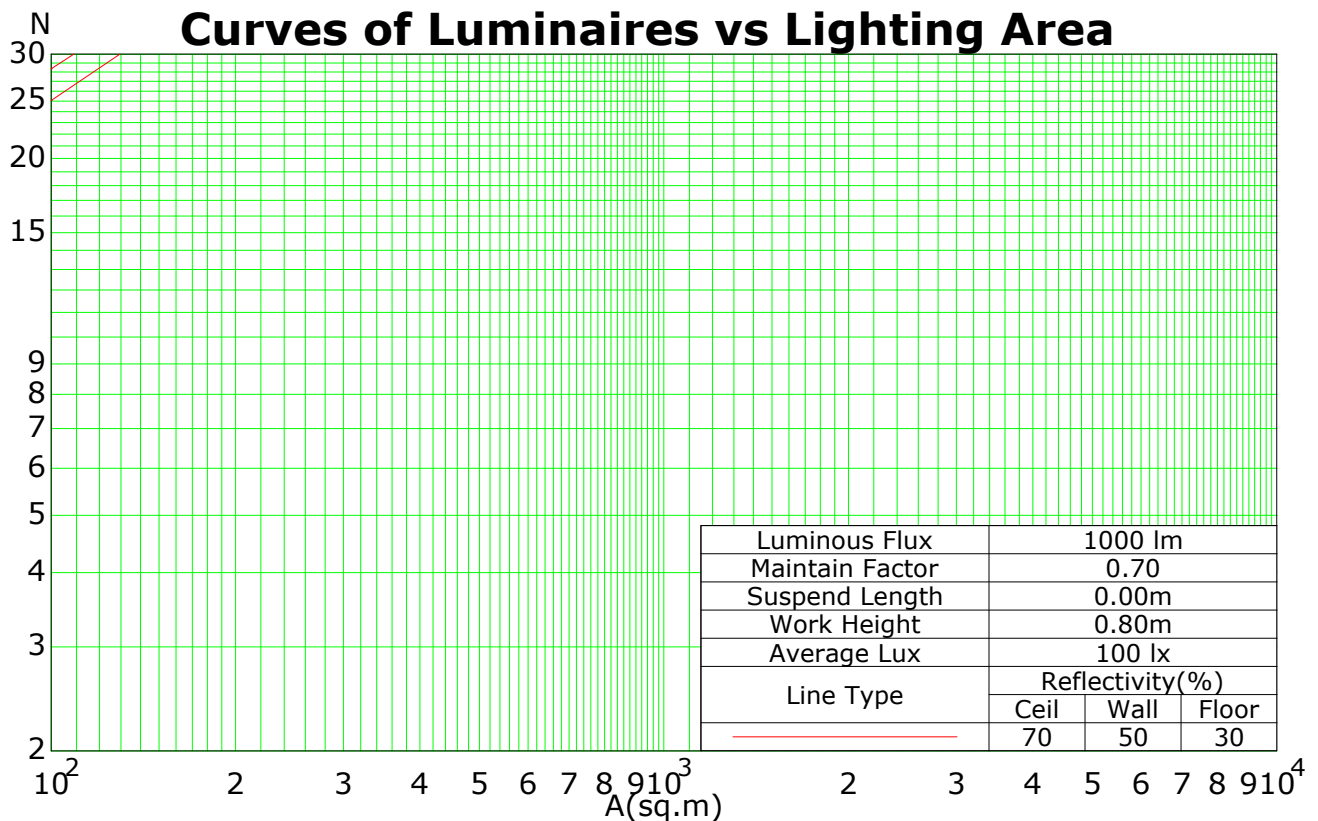
Coefficients Of Utilization - Zonal Cavity Method

RC	0.8	0.8	0.8	0.8	0.7	0.7	0.7	0.7	0.5	0.5	0.5	0.3	0.3	0.3	0.1	0.1	0.1	0
RW	0.7	0.5	0.3	0.1	0.7	0.5	0.3	0.1	0.5	0.3	0.1	0.5	0.3	0.1	0.5	0.3	0.1	0
RCR	RF = 0.2																	
0	119	119	119	119	116	116	116	116	110	110	110	106	106	106	101	101	101	99
1	107	102	97	92	104	99	95	91	95	91	88	90	87	85	87	84	82	80
2	96	86	78	72	93	84	77	71	80	74	69	77	72	67	73	69	66	63
3	86	74	65	57	83	72	64	57	69	62	56	66	60	54	63	58	53	51
4	78	64	54	47	75	63	54	46	60	52	46	57	50	45	55	49	44	42
5	71	56	46	39	68	55	46	39	53	44	38	51	43	38	48	42	37	35
6	65	50	40	33	63	49	40	33	47	39	32	45	38	32	43	37	32	29
7	60	45	35	28	58	44	35	28	42	34	28	40	33	28	39	32	27	25
8	55	40	31	25	53	40	31	25	38	30	24	37	29	24	35	29	24	22
9	51	37	28	22	50	36	28	22	35	27	22	34	26	21	32	26	21	19
10	48	34	25	19	46	33	25	19	32	24	19	31	24	19	30	23	19	17

Spacing Criteria (0-180): 1.67

Spacing Criteria (90-270): 1.86

Spacing Criteria (Diagonal): 2.00



C Plane (°):0.0-360.0: 10.0

Test Lab:

Test Type: TYPE C

Temperature:

Operator:

Gamma Plane (°):0.0-180.0:2.5

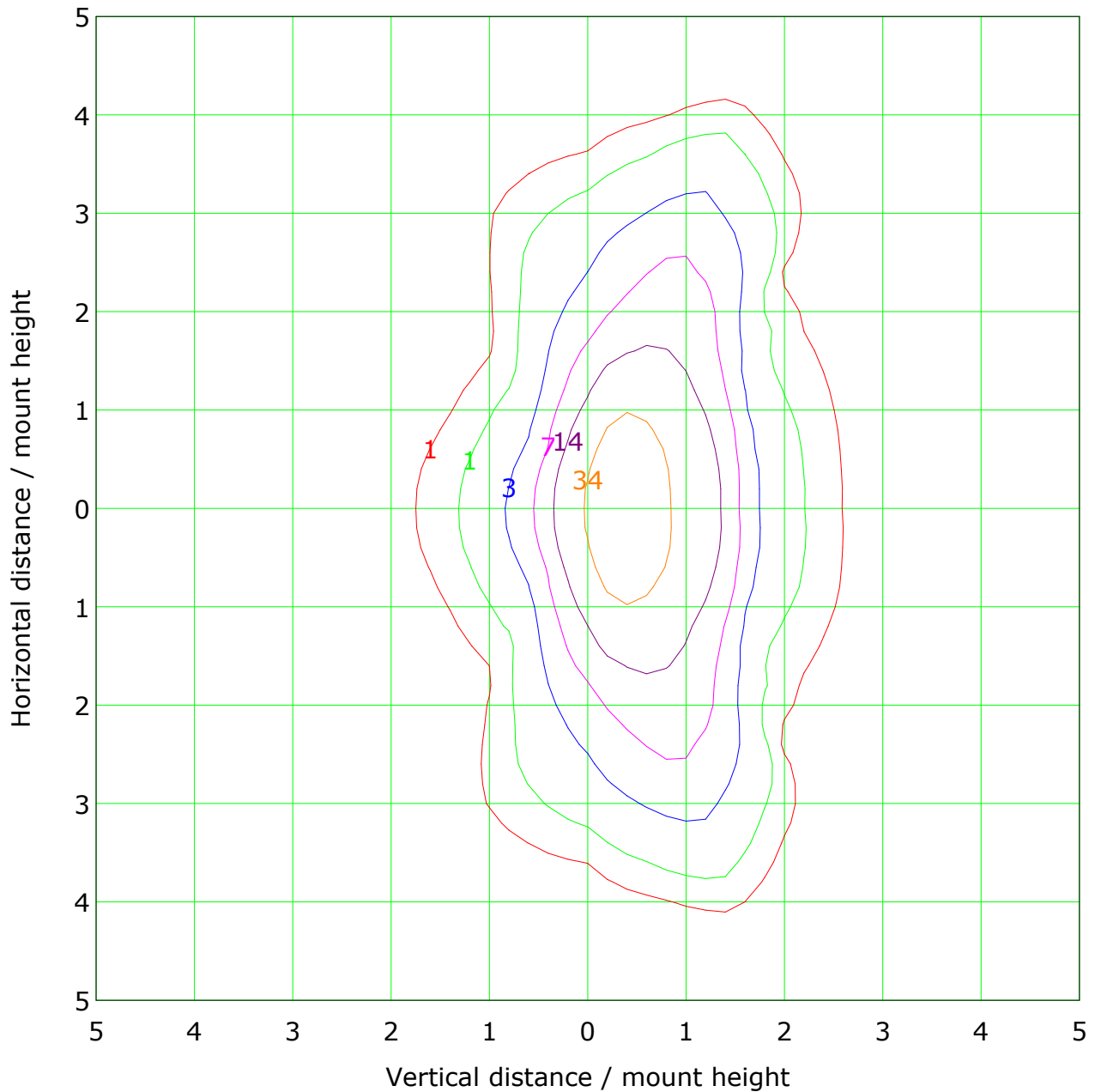
Test Device: LSG-1800B

Distance: 12.654 m

Humidity:

Inspector:

IsoLux Plot



C Plane (°):0.0-360.0: 10.0

Test Lab:

Test Type: TYPE C

Temperature:

Operator:

Gamma Plane (°):0.0-180.0:2.5

Test Device: LSG-1800B

Distance: 12.654 m

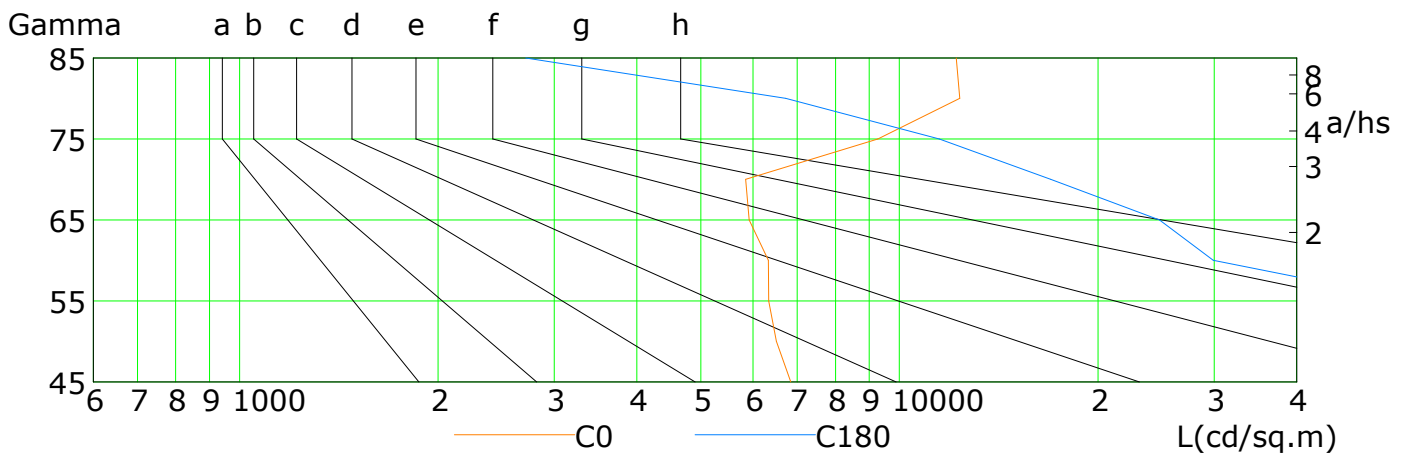
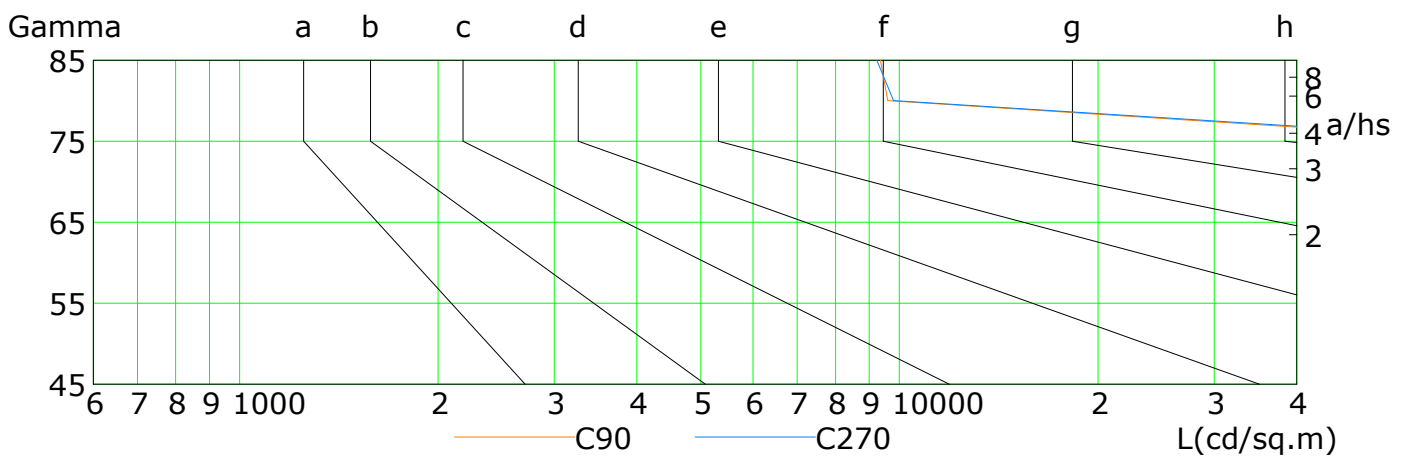
Humidity:

Inspector:

Lum Limit Curve

Dazzle	Quality	Illuminance (lx)							
1.15	A	2000	1000	500	<=300				
1.50	B		2000	1000	500	<=300			
1.85	C			2000	1000	500	<=300		
2.20	D				2000	1000	500	<=300	
2.55	E					2000	1000	500	<=300

a b c d e f g h



L(cd/sq.m)	G45	G50	G55	G60	G65	G70	G75	G80	G85
C0	6844	6511	6338	6328	5918	5851	9279	12346	12200
C90	66461	75023	87034	99335	120446	156880	86686	9601	9361
C180	74065	79657	61275	29899	24783	16948	11498	6722	2715
C270	61685	69305	80065	90216	109461	147890	91835	9800	9245

C Plane (°):0.0-360.0: 10.0

Test Lab:

Test Type: TYPE C

Temperature:

Operator:

Gamma Plane (°):0.0-180.0:2.5

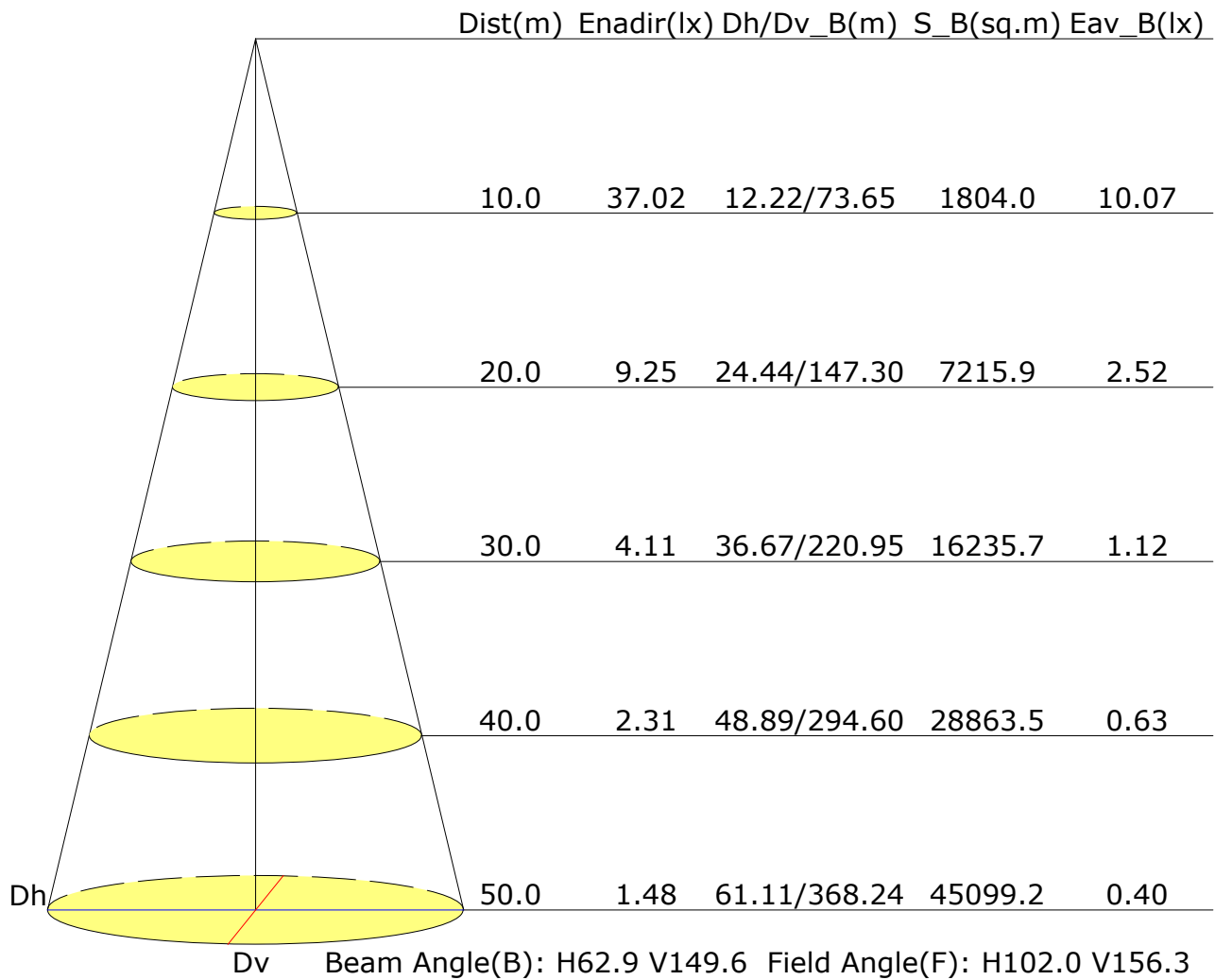
Test Device: LSG-1800B

Distance: 12.654 m

Humidity:

Inspector:

Illuminance at a Distance



C Plane (°):0.0-360.0: 10.0

Test Lab:

Test Type: TYPE C

Temperature:

Operator:

Gamma Plane (°):0.0-180.0:2.5

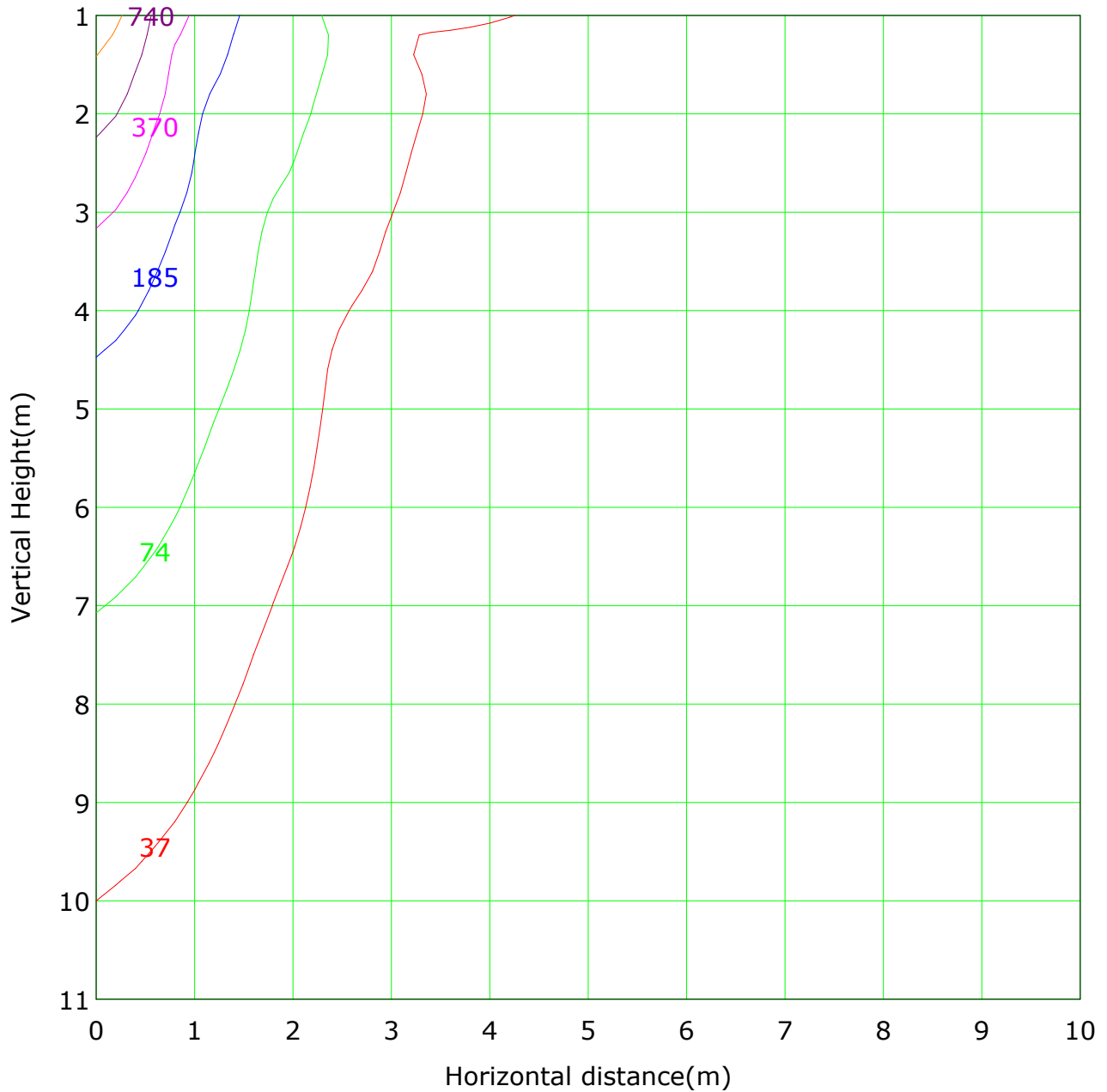
Test Device: LSG-1800B

Distance: 12.654 m

Humidity:

Inspector:

Vertical IsoLux Plot



Lowest(m): 1.0m Highest(m): 11.0m Max Lux: 3701.6 lx
— (1%): 37.0 lx — (2%): 74.0 lx
— (5%): 185.1 lx — (10%): 370.2 lx
— (20%): 740.3 lx — (50%): 1850.8 lx
— (100%): 3701.6 lx

C Plane (°): 0.0-360.0: 10.0

Test Lab:

Test Type: TYPE C

Temperature:

Operator:

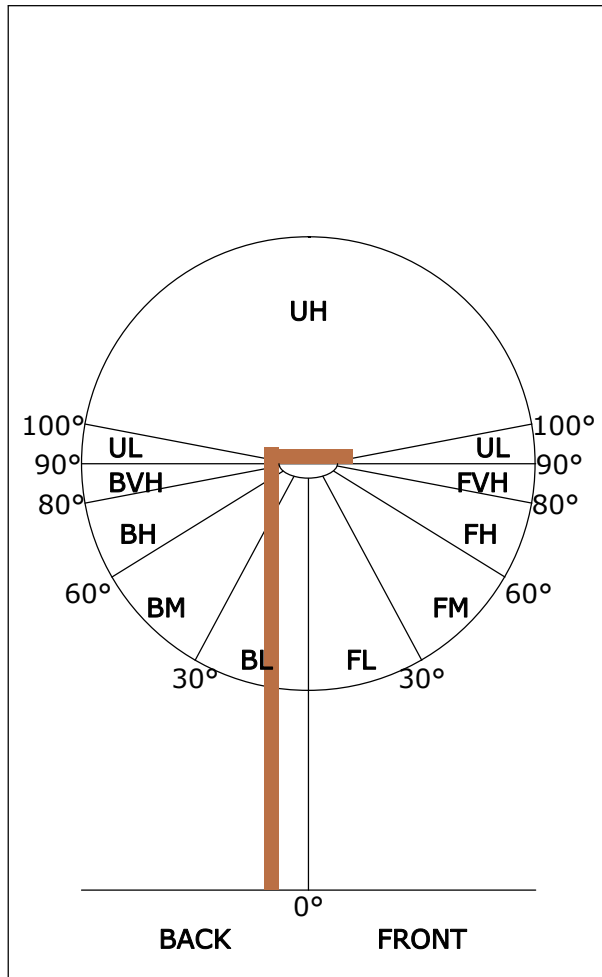
Gamma Plane (°): 0.0-180.0: 2.5

Test Device: LSG-1800B

Distance: 12.654 m

Humidity:

Inspector:

FLUX DISTRIBUTION TABLE BASED ON THE IESNA LUMINAIRE CLASSIFICATION SYSTEM

ZONE	LUMENS	% LAMP LUMENS
FORWARD LIGHT	10823	49.8
FL (0°-30°)	1862	8.6
FM (30°-60°)	5675	26.1
FH (60°-80°)	3102	14.3
FVH (80°-90°)	184	0.8
BACK LIGHT	10672	49.1
BL (0°-30°)	1846	8.5
BM (30°-60°)	5540	25.5
BH (60°-80°)	3105	14.3
BVH (80°-90°)	182	0.8
UP LIGHT	252	1.2
UL (90°-100°)	71	0.3
UH (100°-180°)	181	0.8
TRAPPED LIGHT	NA	NA

BUG(Backlight,Uplight,Glare) Rating Base On TM-15-07	
Asymmetrical Luminaire Types (Type I,II,III,IV)	B4 U5 G4
Quadrilateral Symmetrical Luminaire Types (Type V,Area Light)	B4 U5 G2

C Plane (°):0.0-360.0: 10.0
 Test Lab:
 Test Type: TYPE C
 Temperature:
 Operator:

Gamma Plane (°):0.0-180.0:2.5
 Test Device: LSG-1800B
 Distance: 12.654 m
 Humidity:
 Inspector: