

Report No.: 1

Test Time: 22.05.2018 19:49

Luminaire Property

Luminaire Manufacturer: FAROS

Luminaire Description: FP 150 50W 5000K 150x55° Lense

Lamp Description: LED

Luminous Width (mm): 153

Voltage: 232.4 V

Power: 49.64 W

Luminous Length (mm): 396

Luminous Height (mm): 64

Current: 0.218 A

Power Factor: 0.978

Photometric Results

CIE Class: Direct

Measurement Flux: 5766 lm

Downward Ratio: 99%

Field Angle(C0/C180,C90/C270,C45/C225,C135/315): 104.2, 152.7, 110.3, 128.0

Beam Angle(C0/C180,C90/C270,C45/C225,C135/315): 55.1, 144.4, 69.4, 66.8

Luminaire Efficacy Rating (LER): 116.21

Max. Intensity: 4756.4 cd

S/MH(C0/C180): 1.72

Total Rated Lamp Lumens: 5766.0 lm

Efficiency: 100%

Upward Ratio: 1%

Central Intensity: 1019.04 cd

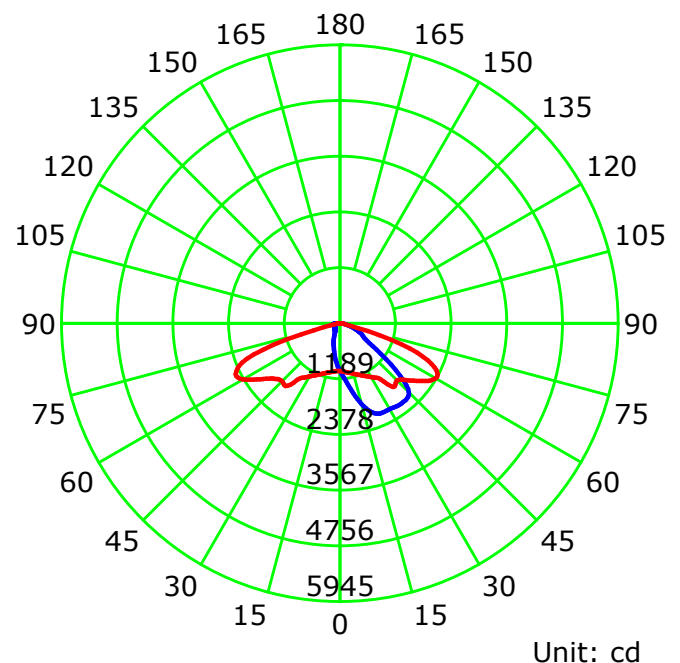
Pos of Max. Intensity: H285 V64

S/MH(C90/C270): 2.32

Picture Of Luminaire



Luminous Intensity Distribution Curve



— C0-C180 — C90-C270

C Plane (°):0.0-360.0: 5.0

Test Lab:

Test Type: TYPE C

Temperature:

Operator:

Gamma Plane (°):0.0-180.0:1.0

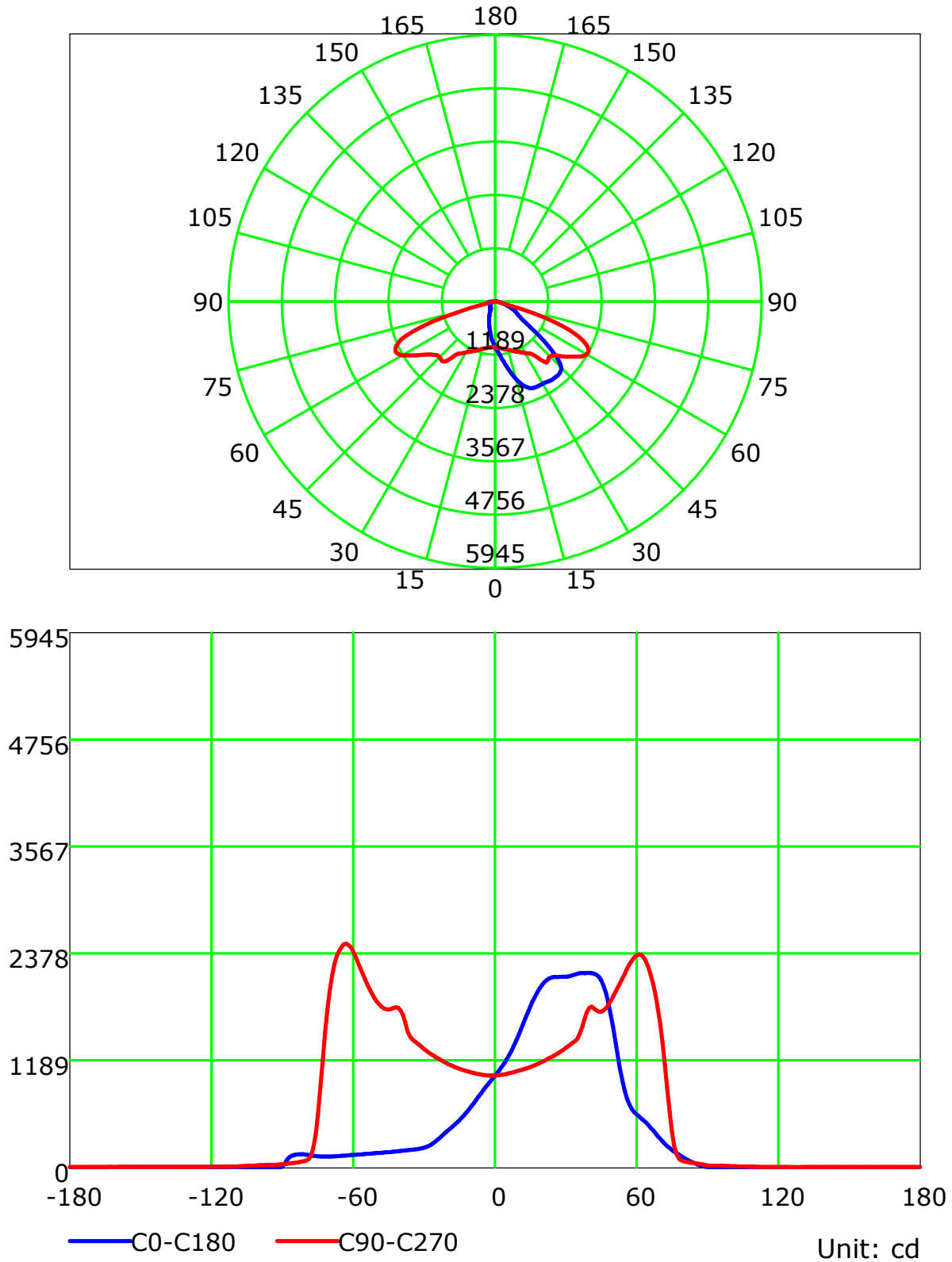
Test Device: LSG-1800B

Distance: 12.654 m

Humidity:

Inspector:

Luminous Intensity Distribution Curve



C Plane (°):0.0-360.0: 5.0

Test Lab:

Test Type: TYPE C

Temperature:

Operator:

Gamma Plane (°):0.0-180.0:1.0

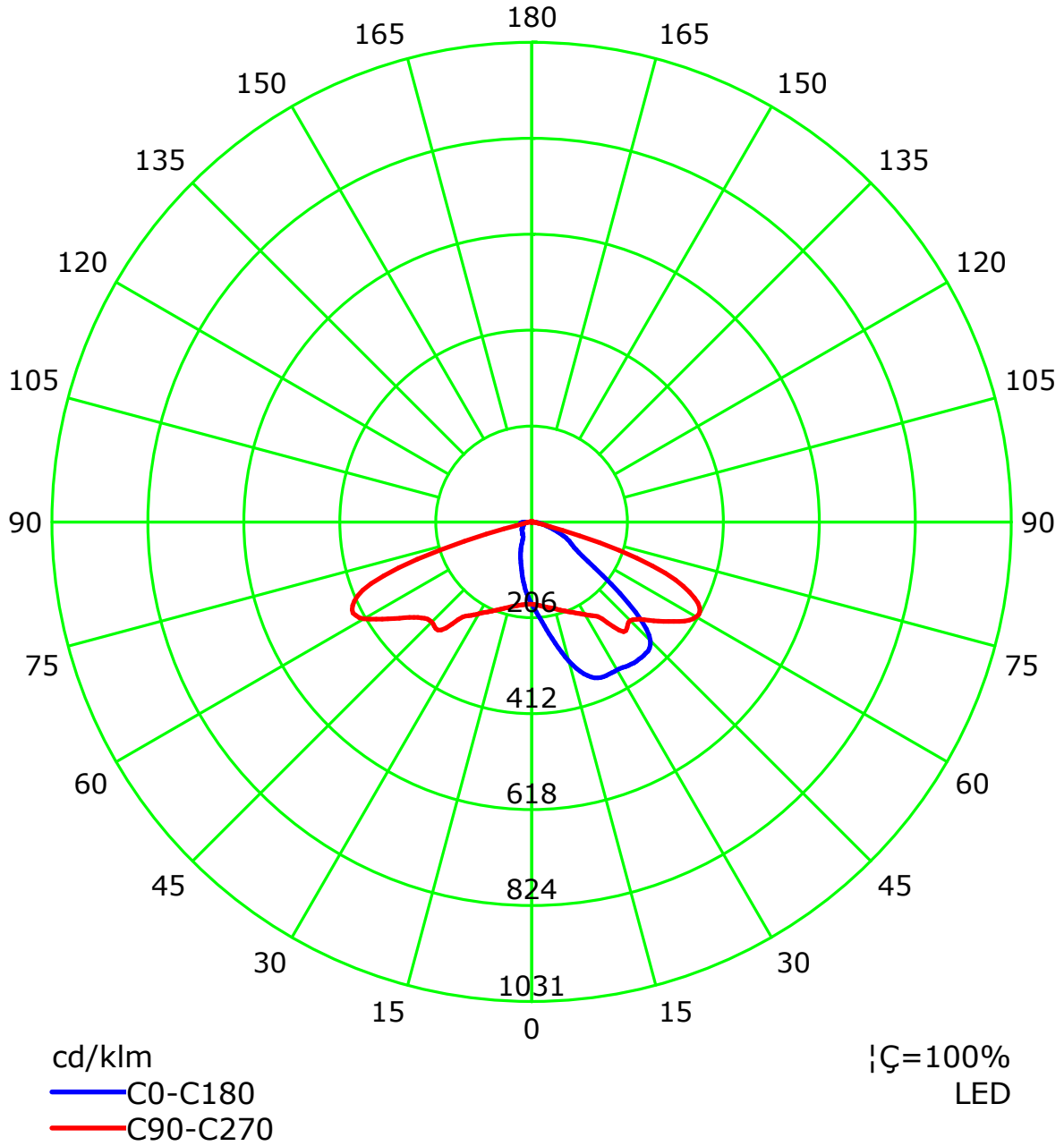
Test Device: LSG-1800B

Distance: 12.654 m

Humidity:

Inspector:

Luminous Intensity Distribution Curve(cd/klm)



C Plane (°):0.0-360.0: 5.0

Test Lab:

Test Type: TYPE C

Temperature:

Operator:

Gamma Plane (°):0.0-180.0:1.0

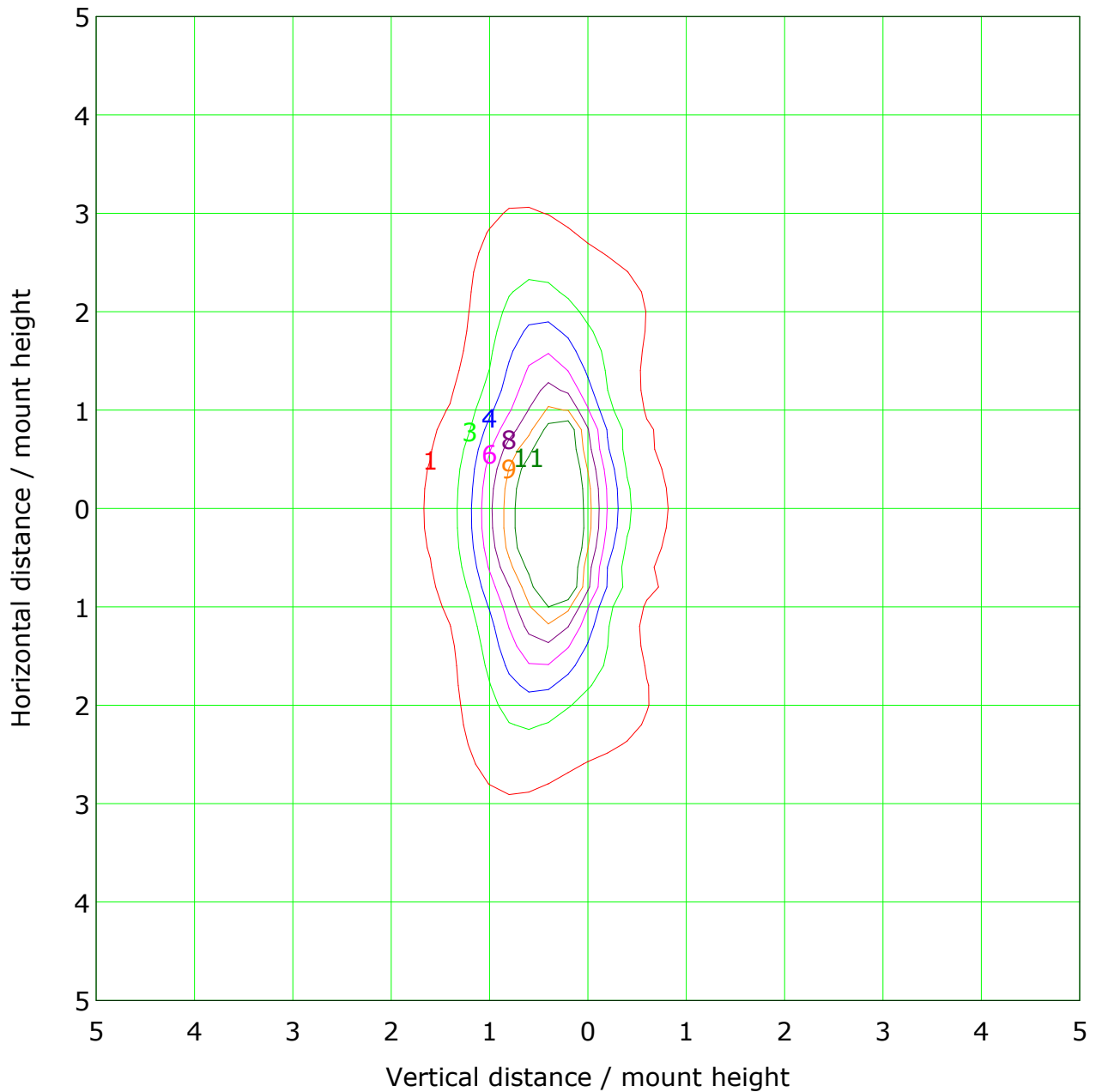
Test Device: LSG-1800B

Distance: 12.654 m

Humidity:

Inspector:

IsoLux Plot



Mounting Height: 10.0m Max Lux(100%): 17.3 lx

(5%): 0.9 lx	(15%): 2.6 lx
(25%): 4.3 lx	(35%): 6.0 lx
(45%): 7.8 lx	(55%): 9.5 lx
(65%): 11.2 lx	

C Plane (°):0.0-360.0: 5.0

Test Lab:

Test Type: TYPE C

Temperature:

Operator:

Gamma Plane (°):0.0-180.0:1.0

Test Device: LSG-1800B

Distance: 12.654 m

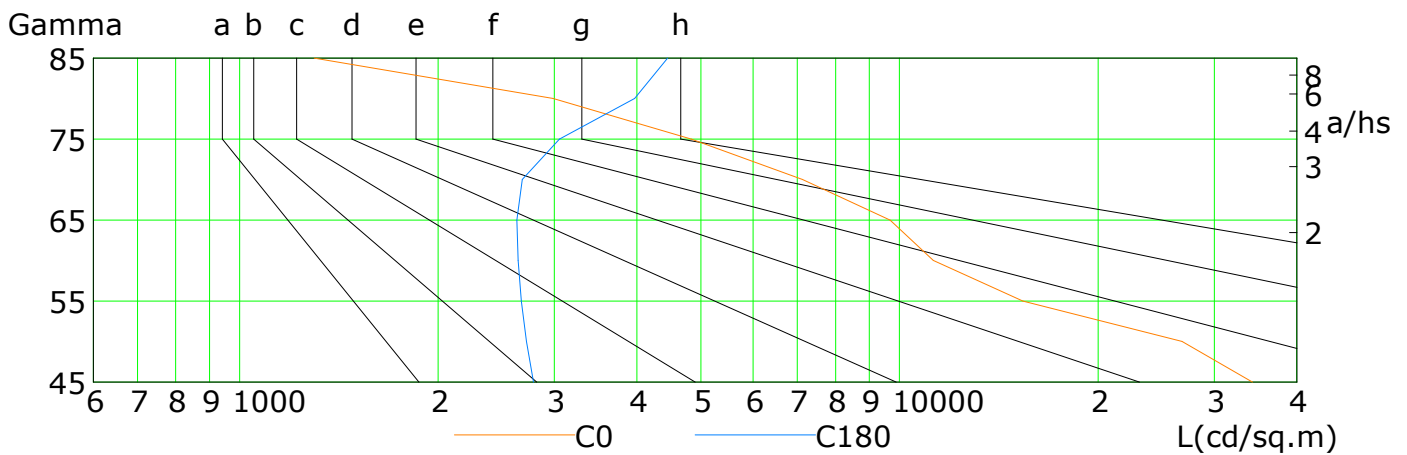
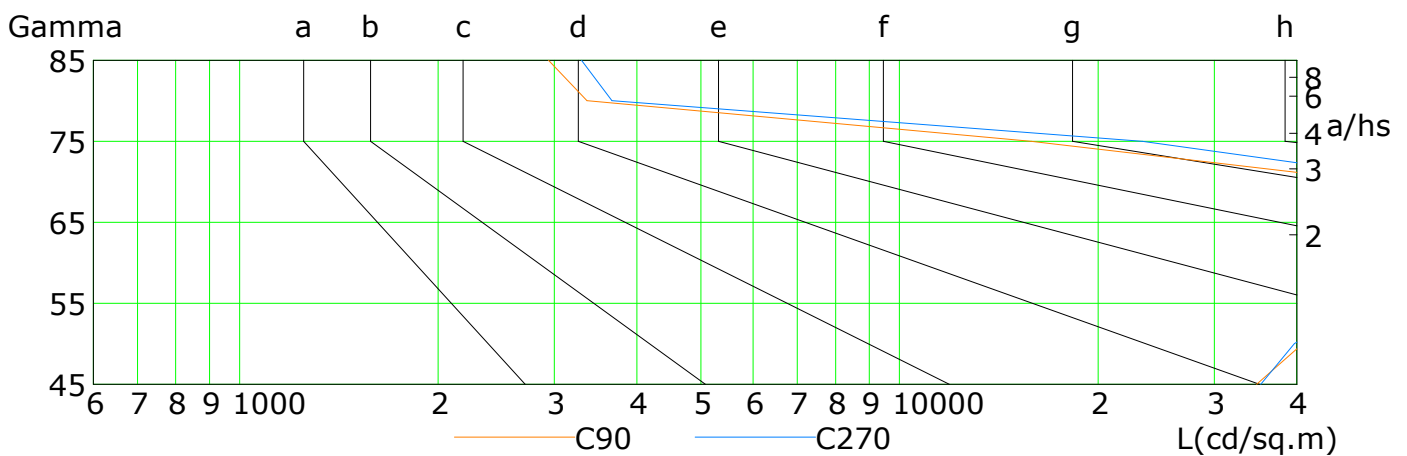
Humidity:

Inspector:

Lum Limit Curve

Dazzle	Quality	Illuminance (lx)							
1.15	A	2000	1000	500	<=300				
1.50	B		2000	1000	500	<=300			
1.85	C			2000	1000	500	<=300		
2.20	D				2000	1000	500	<=300	
2.55	E					2000	1000	500	<=300

a b c d e f g h



L(cd/sq.m)	G45	G50	G55	G60	G65	G70	G75	G80	G85
C0	34267	26795	15388	11256	9677	7127	4834	2985	1297
C90	34759	40814	50300	60775	64569	53259	15835	3361	2940
C180	2787	2720	2671	2642	2632	2683	3052	3970	4455
C270	35263	39649	48819	61954	71053	65381	23323	3667	3297

C Plane (°):0.0-360.0: 5.0

Test Lab:

Test Type: TYPE C

Temperature:

Operator:

Gamma Plane (°):0.0-180.0:1.0

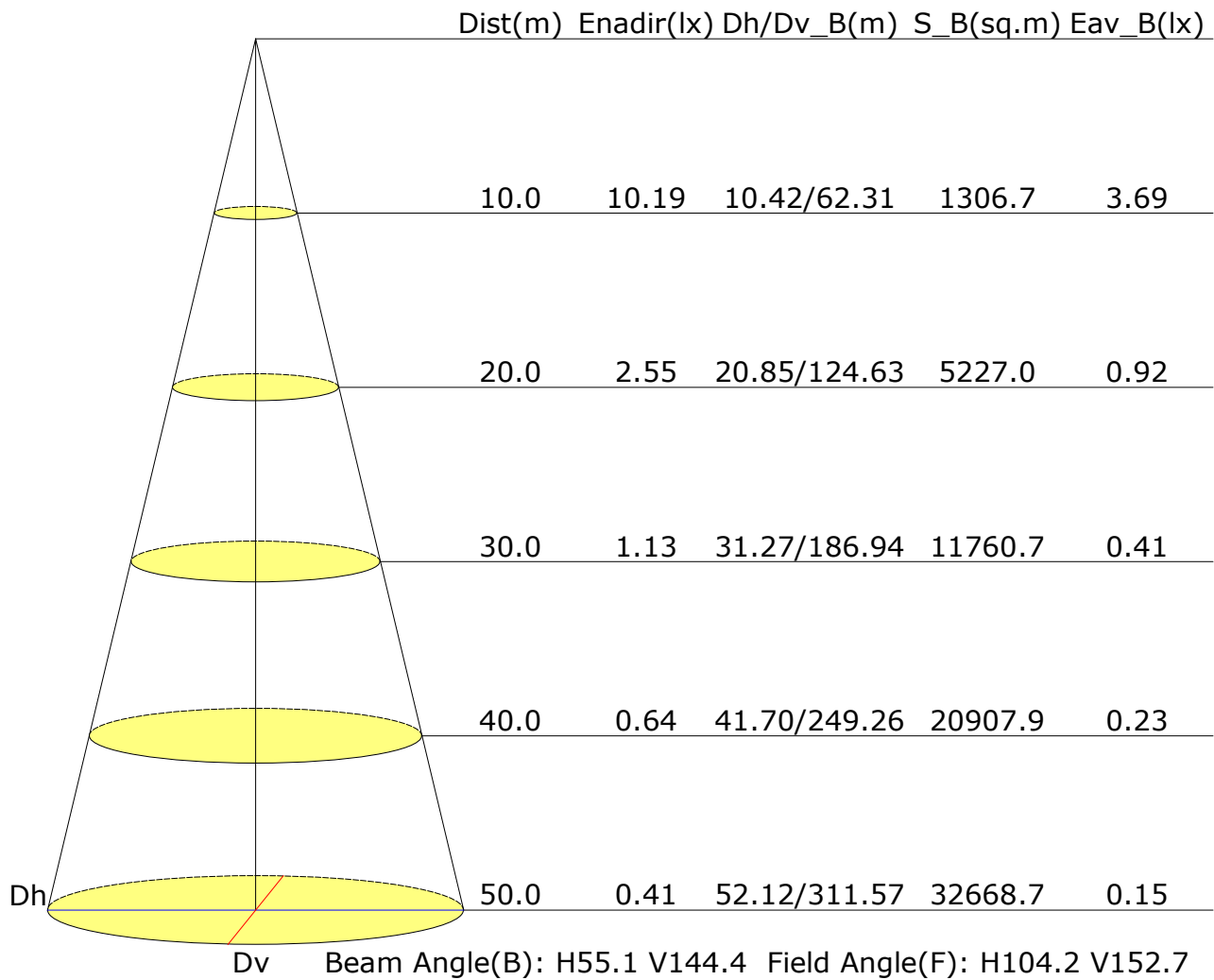
Test Device: LSG-1800B

Distance: 12.654 m

Humidity:

Inspector:

Illuminance at a Distance



C Plane (°):0.0-360.0: 5.0

Test Lab:

Test Type: TYPE C

Temperature:

Operator:

Gamma Plane (°):0.0-180.0:1.0

Test Device: LSG-1800B

Distance: 12.654 m

Humidity:

Inspector: