

Report No.: 5

Test Time: 06.12.2017 14:53

Luminaire Property

Luminaire Manufacturer: FAROS

Lamp Description: FP 150 50W Refond 130-140Lm 5000K

Luminous Length (mm): 200

Luminous Width (mm): 118

Voltage: 231.6 V

Current: 0.213 A

Power: 48.20 W

Power Factor: 0.976

Photometric Results

CIE Class: Direct

Measurement Flux: 5567.7 lm

Downward Ratio: 99%

Total Rated Lamp Lumens: 5567.7 lm

Efficiency: 100%

Upward Ratio: 1%

Field Angle(C0/C180,C90/C270,C45/C225,C135/315): 43.8, 145.8, 57.5, 57.8

Beam Angle(C0/C180,C90/C270,C45/C225,C135/315): 27.9, 86.1, 37.2, 37.3

Luminaire Efficacy Rating (LER): 115.56

Central Intensity: 6493.62 cd

Max. Intensity: 7094.96 cd

Pos of Max. Intensity: H90 V18

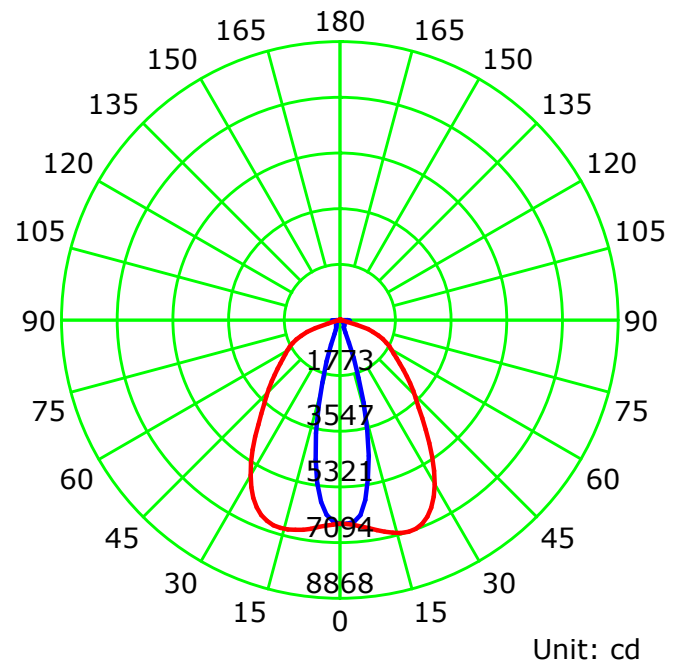
S/MH(C0/C180): 0.47

S/MH(C90/C270): 1.27

Picture Of Luminaire



Luminous Intensity Distribution Curve



— C0-C180 — C90-C270

C Plane (°):0.0-360.0: 22.5

Test Lab:

Test Type: TYPE C

Temperature:

Operator:

Gamma Plane (°):0.0-180.0:2.0

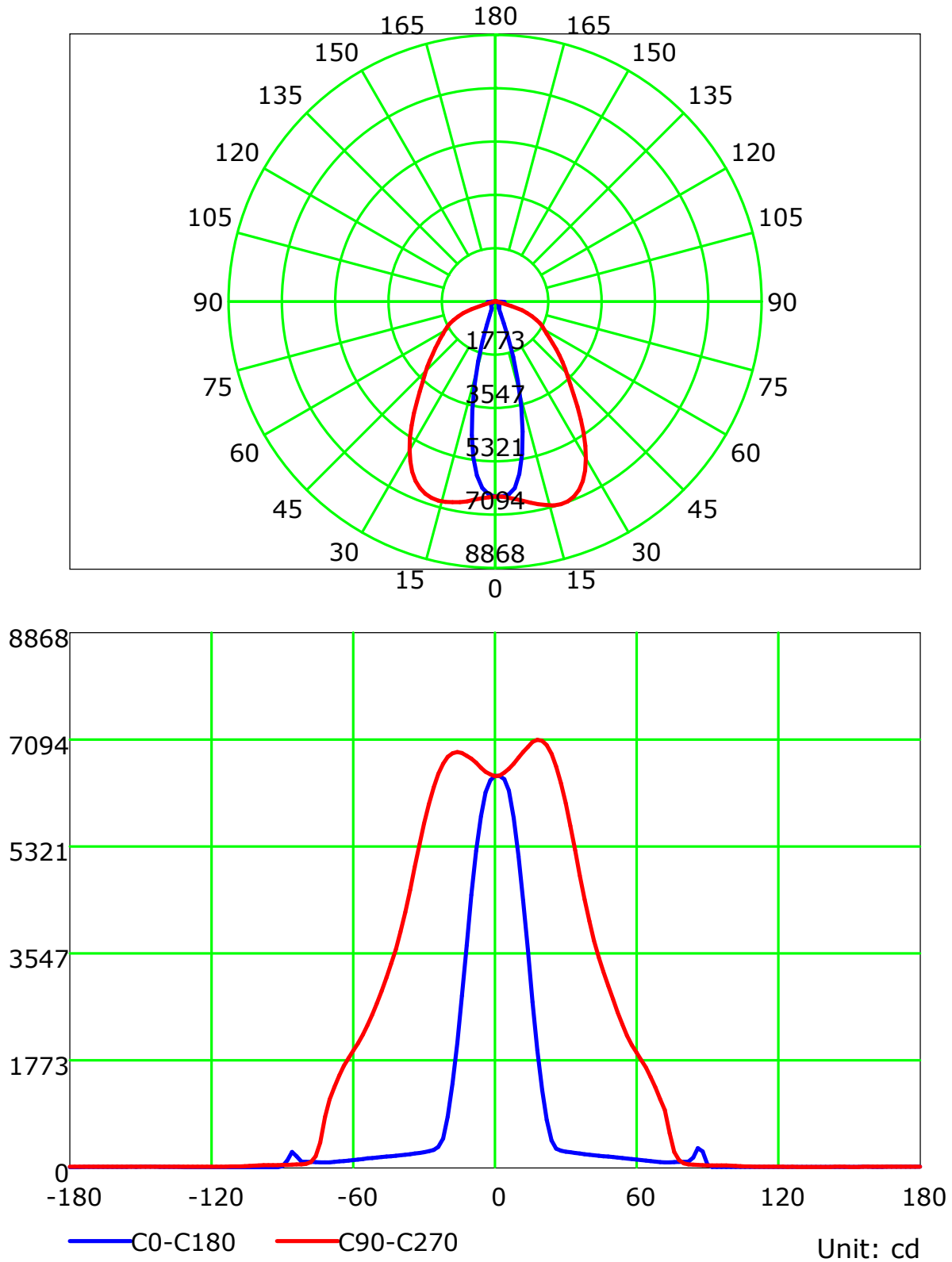
Test Device: LSG-1800B

Distance: 12.606 m

Humidity:

Inspector:

Luminous Intensity Distribution Curve



C Plane (°):0.0-360.0: 22.5

Test Lab:

Test Type: TYPE C

Temperature:

Operator:

Gamma Plane (°):0.0-180.0:2.0

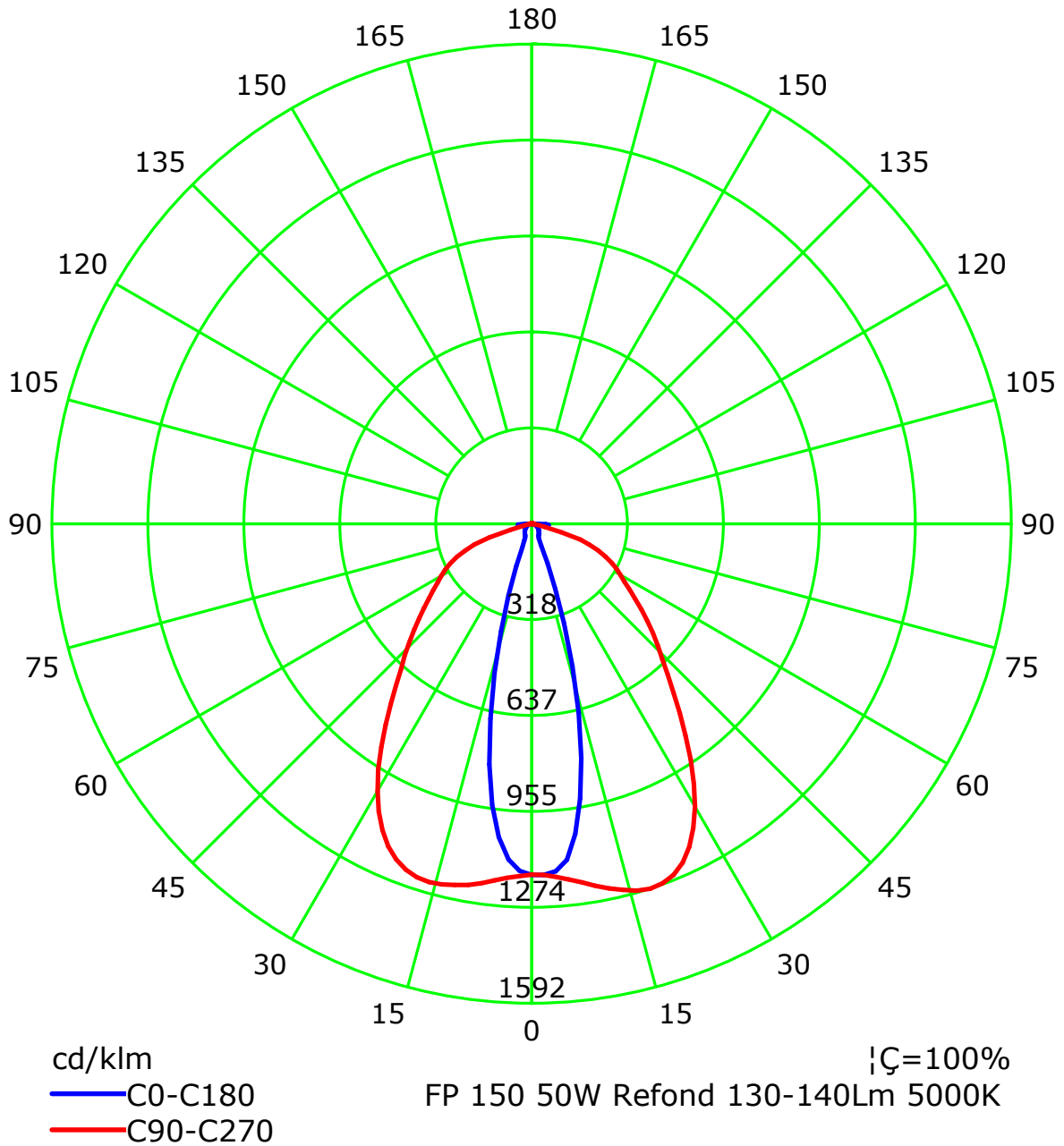
Test Device: LSG-1800B

Distance: 12.606 m

Humidity:

Inspector:

Luminous Intensity Distribution Curve(cd/klm)



C Plane (°):0.0-360.0: 22.5

Test Lab:

Test Type: TYPE C

Temperature:

Operator:

Gamma Plane (°):0.0-180.0:2.0

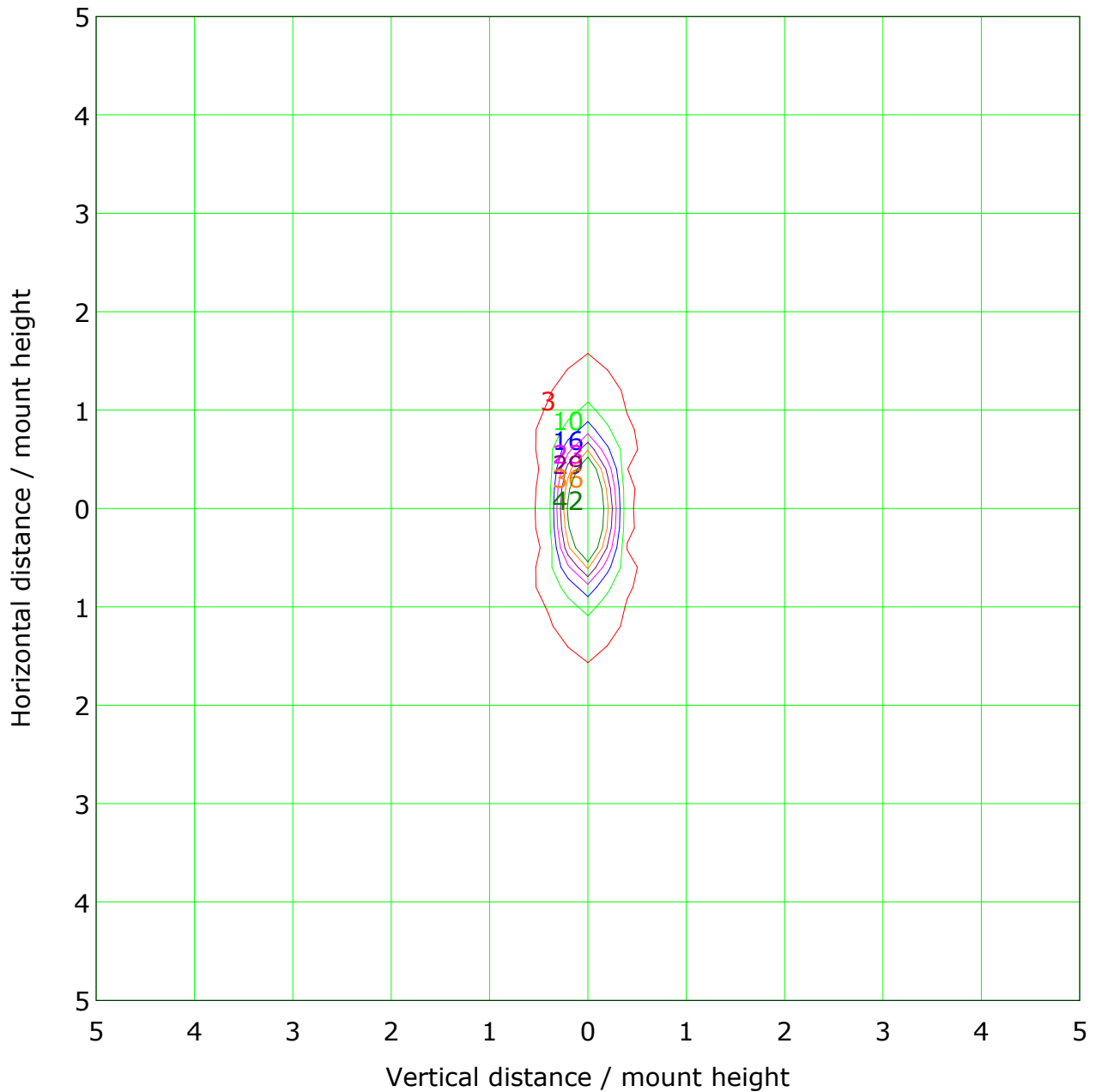
Test Device: LSG-1800B

Distance: 12.606 m

Humidity:

Inspector:

IsoLux Plot



Mounting Height: 10.0m Max Lux(100%): 65.2 lx

(5%): 3.3 lx	(15%): 9.8 lx
(25%): 16.3 lx	(35%): 22.8 lx
(45%): 29.3 lx	(55%): 35.9 lx
(65%): 42.4 lx	

C Plane (°):0.0-360.0: 22.5

Test Lab:

Test Type: TYPE C

Temperature:

Operator:

Gamma Plane (°):0.0-180.0:2.0

Test Device: LSG-1800B

Distance: 12.606 m

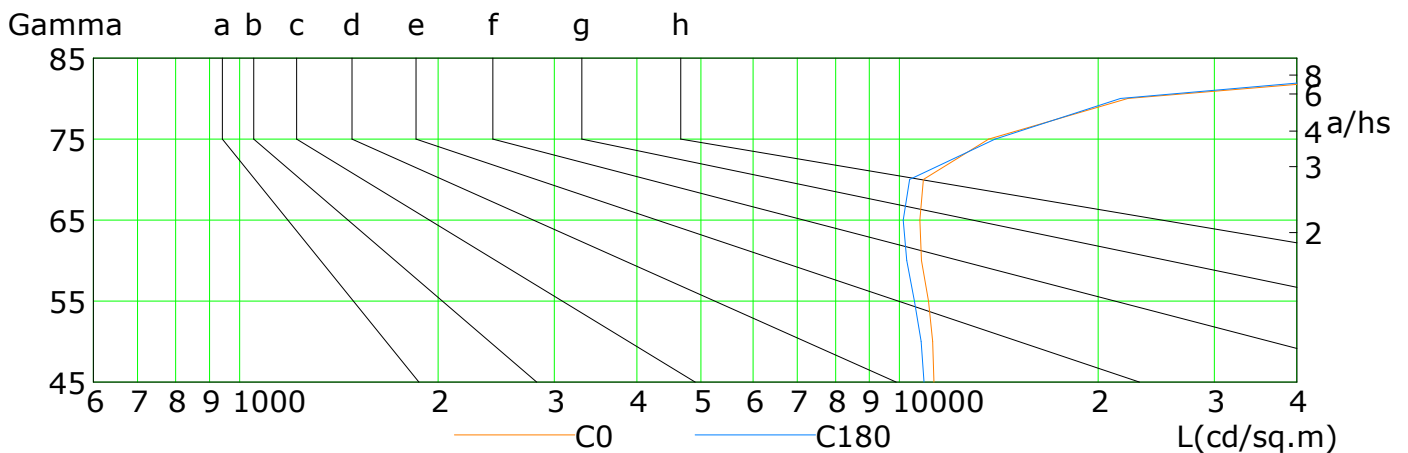
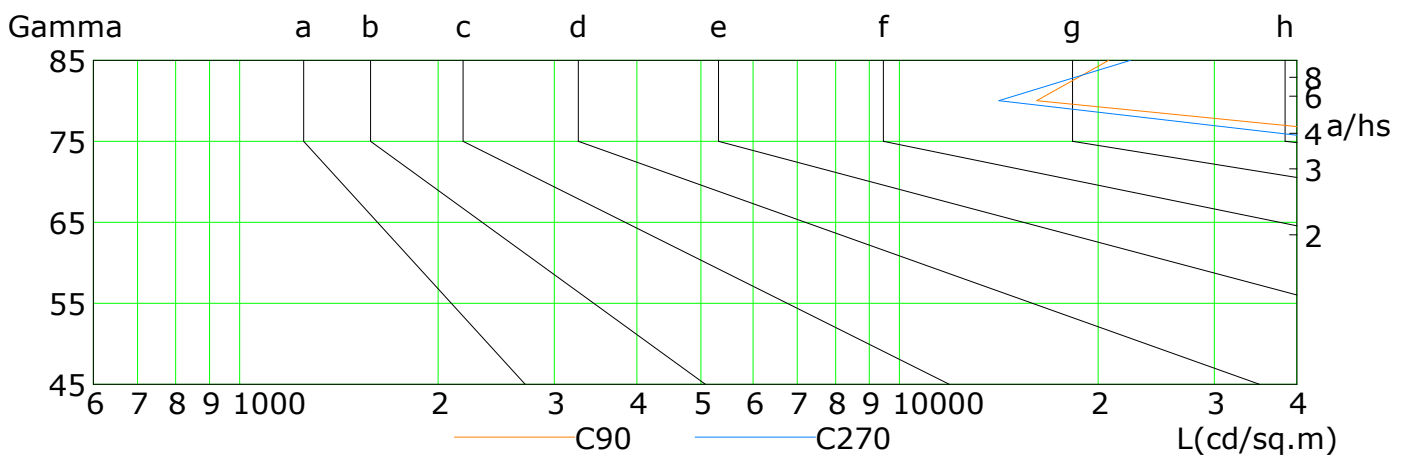
Humidity:

Inspector:

Lum Limit Curve

Dazzle	Quality	Illuminance (lx)							
1.15	A	2000	1000	500	<=300				
1.50	B		2000	1000	500	<=300			
1.85	C			2000	1000	500	<=300		
2.20	D				2000	1000	500	<=300	
2.55	E					2000	1000	500	<=300

a b c d e f g h



L(cd/sq.m)	G45	G50	G55	G60	G65	G70	G75	G80	G85
C0	11284	11222	11068	10795	10740	10870	13648	22191	116485
C90	201593	184018	168185	161031	158150	139752	67047	16147	20762
C180	10891	10779	10540	10251	10126	10365	13958	21622	106990
C270	195506	179407	168292	163996	160751	139680	48531	14153	22391

C Plane (°):0.0-360.0: 22.5

Test Lab:

Test Type: TYPE C

Temperature:

Operator:

Gamma Plane (°):0.0-180.0:2.0

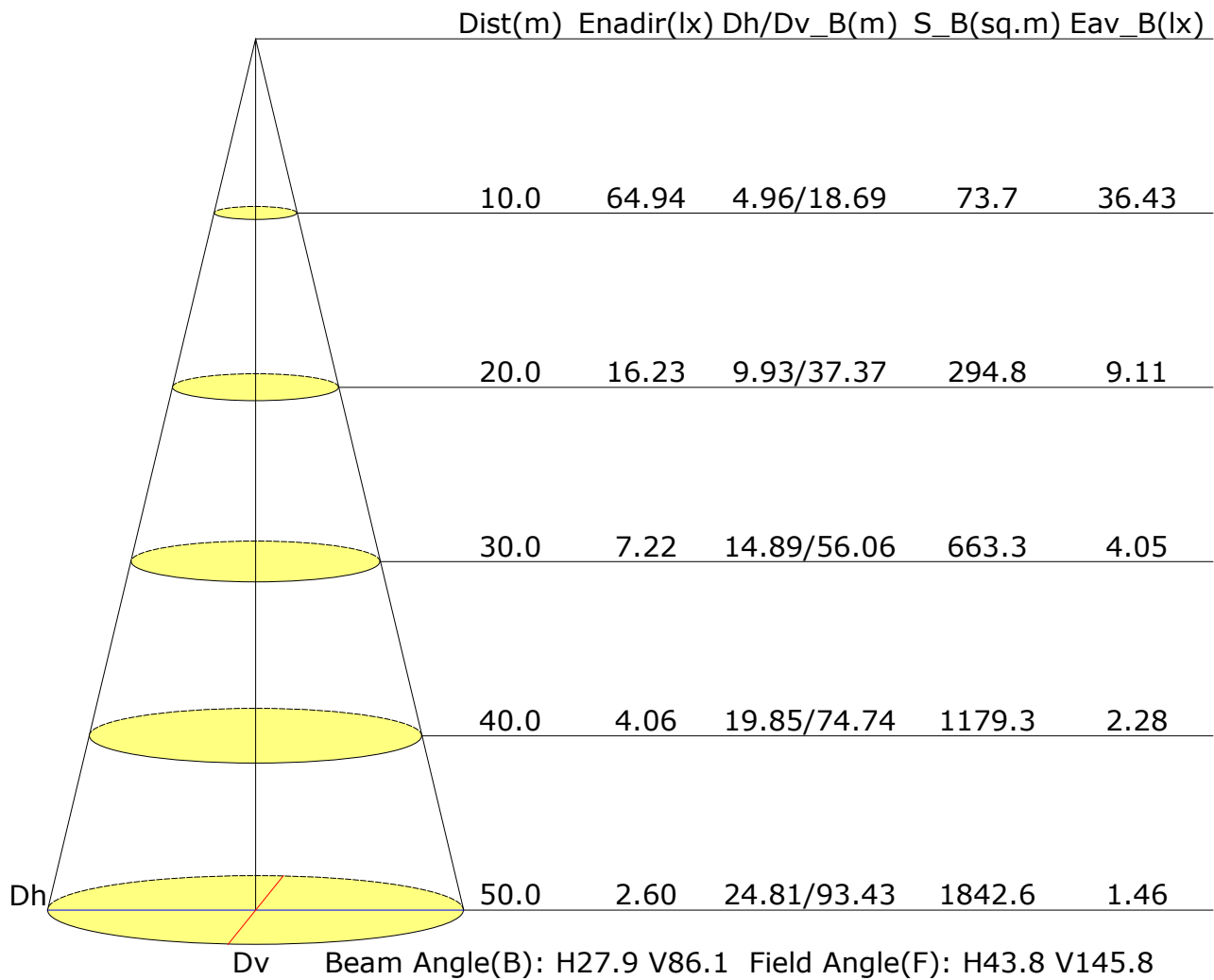
Test Device: LSG-1800B

Distance: 12.606 m

Humidity:

Inspector:

Illuminance at a Distance



C Plane (°):0.0-360.0: 22.5

Test Lab:

Test Type: TYPE C

Temperature:

Operator:

Gamma Plane (°):0.0-180.0:2.0

Test Device: LSG-1800B

Distance: 12.606 m

Humidity:

Inspector: